

This is the Accepted Version (available under the CC-BY-NC-ND license) of the following article, which has been published in final form at:

<https://doi.org/10.1016/j.ssci.2021.105436>

Lopez-Toro, Alberto Antonio; Pardo Ferreira, María Del Carmen; Martínez-Rojas, María; Carrillo-Castrillo, Jesus Antonio; Rubio-Romero, Juan Carlos. 2021. Analysis of occupational accidents during the chainsaws use in Andalucía. *Safety Science*. 143, pp. 105436-105436.

1 TITLE:

2 Analysis of occupational accidents during chainsaw use in Andalusia

3 ABSTRACT

4 The chainsaw is one of the most dangerous pieces of work equipment in the field of occupational
5 health and safety. Analysis of occupational accidents involving chainsaws is scant. The aim of
6 this study is to provide a faithful description of registered occupational accidents related to the
7 chainsaw in the Andalusian region of Spain. In total, 373 accidents were studied, and in which
8 characteristics of the injured person, enterprise, workplace and sequence of the event were
9 studied. It was determined that the injured victim tended to be a male worker between 30 and 59
10 years old from the forestry or agricultural sector. Typically, the accident took place in the month
11 of February or March. As for the characteristics of the accident, normally it occurred in forestry or
12 agricultural areas during associated tasks, with the loss of control of the chainsaw, leading to
13 contact with the blades, causing open wounds to the leg, knee or fingers. A specific feature in
14 Andalusia is the influence of the use of the chainsaw in olive tree pruning and in the task of
15 preventing forest fires. It is important to develop an international training standard and apply it to
16 any worker who uses the chainsaw. The manufacturers of chainsaws should be involved in the
17 prevention of accidents at work while using their devices, in terms of safe use to prevent the loss
18 of control of the chainsaw, and in promoting the mandatory use of personal protective equipment
19 to reduce or eliminate injuries caused by cuts, especially to the upper extremities.

20 KEYWORDS

21 Chainsaw, Occupational Accidents, Safety, Injured Workers, Forestry, Agriculture

22 1. INTRODUCTION

23 Good occupational health and safety policy depends on knowledge of the causes of accidents
24 (Williamson and Feyer, 1998). Studies and analysis of occupational accidents provide accurate
25 knowledge of the environment and personal circumstances surrounding the accident, making it
26 possible to predict similar events and implement preventive strategies (Bird, 1990; Gatfield, 1999;
27 Thompson et al., 1998). These studies can be of great help for personnel training, working
28 methods and selection of protective equipment (Rikhardsson and Impgaard, 2004; Camino et al.,
29 2008), including which day and the length of the working day, or rest time (Lilley et al., 2002).

30
31 Due to the high mechanization of agricultural and forestry farms, the use of hand-held machines
32 and the number of related accidents has increased. Accidents with hand-held machines are the
33 most common in the agricultural sector (Kogler et al, 2015). Their use has spread to other groups
34 of workers, and the people who operate them are subject to various risks of injury. In human-
35 machine interaction, it is humans who produce the greatest number of accidents. Careless
36 maintenance and improper handling and operation pose a high risk of injury to operators. In
37 Andalusia, the accident research institute analyzes and investigates occupational accidents and
38 proposes preventive measures.
39

40 The chainsaw is one of the most efficient and productive portable power tools used in the industry
41 but it can also be one of the most dangerous in the field of occupational health and safety (OSHA,
42 2018). The chainsaw is especially important in the forestry sector where it is frequently used as
43 working equipment (OSHA, 2014). Typical manual operations in forestry work are: felling, limbing,
44 bucking, yarding and log loading and transporting (Cabeças, 2007). In the first three operations
45 the chainsaw is typically used. In fact, in semi-mechanized logging operations, a great majority of
46 accidents are caused by chainsaws, above all in the logging phase (Albizu et al., 2010;
47 Nieuwenhuis and Lyons, 2002; Neely and Wilhelmson, 2006; Shaffer and Milburn, 1999;
48 Axelsson, 1998; Peters, 1991). Nevertheless, most of the research is focused on injuries or
49 accidents in the forestry sector in general or in some of the phases mentioned, but it does not
50 focus directly on the chainsaw. Thus, several investigations have been carried out in different
51 countries such as United States focused on logging injuries and fatal accidents (Myers and
52 Fosbroke, 1994) or in characterization of logging injuries (Lefort et al., 2003). Also in this country,
53 Wilmsen et al. (2015) carried out a study of occupational injuries and illnesses, medical treatment
54 and general working conditions for forestry workers. In Ireland, Nieuwenhuis and Lyons (2002)
55 examined the severity of accidents in forestry harvesting. In Sweden, Thelin (2002) analyzed the
56 accident risk in farm work, and Lindroos and Burström (2010) studied the type of accidents that
57 occurred in private forests. In China, logging fatalities and non-fatal injuries were reported by
58 Wang et al, (2003). In New Zealand, Bentley et al., (2005) and Parker and Ashby (2005) focused
59 their study on job safety analysis of the chainsaw during logging operations in the forestry sector.
60 In Spain, Gorgues and Guiu (2010) performed statistical analysis of accidents in the forestry
61 sector within the context of an evaluation and implementation project of chainsaw operator
62 certification. Likewise, Albizu-Uriónabarretxea et al. (2013) reviewed the main labor risks and
63 safety and conditions of forestry work and Ambrosio et al (2001) analyzed work security and
64 health and safety in forestry harvesting. In Austria, Tsioras et al (2014) analyzed the wood
65 harvesting accidents in forestry enterprises. In Turkey, the occupational accidents in logging
66 workers were studied by Enez et al., (2014) and Melemez (2015) focused on fatal occupational
67 accidents. In Italy, Laschi et al., (2016) analyzed workplace accidents during forestry operations
68 in public companies. In Central Europe, Allman et al., (2017) focused a study on yarding accidents
69 in the forestry sector, while Cabeças (2007) focused on health and safety problems of logging
70 throughout the Europe Union. Finally, only one study, (Robb and Cocking, 2014), was found that
71 focuses on chainsaw-related fatalities and accidents and the European trend; although this study
72 only focuses on the arboriculture and forestry sector.

73
74 However, the fact that the forestry sector is not the only sector where the chainsaw is used as
75 work equipment should also be taken into account. Thereby, the chainsaw is also used in the
76 agricultural sector such as olive and other tree pruning, together with other sectors such as
77 gardening, construction and emergency situations. Therefore, an analysis of the research focused
78 on the use of the chainsaw beyond the forestry sector, that is, regardless of the scope in which it
79 is used, was carried out and two main types of studies were identified. Firstly, there were some
80 studies focused on the injuries, especially fatalities, caused by the chainsaw. Though, they are
81 based on case studies and analyzed from a medical perspective (Haynes et al., 1980; Fernie et
82 al., 1994; Brown, 1995; Reuhl and Bratzke, 1999; Koehler et al. 2004). Secondly, few studies that
83 focus on chainsaw accidents both in the workplace and in the domestic environment were found.
84 Cividino et al. (2013) based their research on web-based news items published between 2007
85 and 2012 related to fatal and non-fatal accidents in Italy, involving people who were using
86 chainsaws. On the whole, 336 cases were collected over a 5-year period. The research by
87 Hammig, B. and Jones, C. (2015), who examined emergency department visits related to
88 chainsaws in the United States between 2009 and 2013, is particularly interesting.

89
90 Apart from that, no study has been found that focuses on the analysis of fatal and non-fatal injuries
91 produced while the chainsaw is used in the workplace, regardless of the sector to which the
92 worker belongs. For this reason, this study aims to provide an accurate analysis and description
93 of chainsaw occupational accidents recorded in Andalusia, Spain. We have selected the region
94 of Andalusia in Spain, with a total surface area of 87,268 km², of which half are devoted to
95 agriculture, with a high incidence of olive cultivation and forests, and where the chainsaw is
96 normally used as work equipment, to be a significant place for our study. Formed by 8 provinces
97 and a population of more than 8 million, Andalusia is, in geographical and demographic terms,
98 larger than countries such as Belgium, Denmark, Austria and Switzerland. Agriculture is the main
99 source of employment in half of Andalusia's municipalities. Olive cultivation accounts for 1.5

100 million hectares, 80% of national production and 30% of world production. In addition, Andalusia
101 has around 4.8 million hectares of forests, of which 1.2 million hectares are also used for
102 extensive agricultural purposes, such as the "*dehesas*" (meadowland).

103 2. DATA AND METHODOLOGY

104 In order to achieve the proposed objective, the set of accidents reported in Andalusia during the
105 period from January 2009 to December 2016 has been analyzed, with the portable chainsaw
106 being one of the agents involved, the material agent associated with a specific physical activity¹
107 or the term used in the accident description. Chainsaw² is the term with which it is known
108 according to the code system used by the Delt@ electronic system for the notification of
109 occupational accidents in Spain (Ministry of Work and Social Security, 2015), and according to
110 the European Statistics on Accidents at Work (ESAW) at European Commission (2013).

111
112 The data has been provided by the Department of Labor of the Regional Government of
113 Andalusia, and extracted from the official accident report forms presented in Spain. In total,
114 information on 373 accidents was provided.

115
116 However, as the records included descriptions of victims and witnesses, these were examined
117 and records that were not relevant to our study were deleted. Thus, 38 accidents that had been
118 erroneously included were eliminated; 29 of these accidents which occurred while working with
119 hand-held non-powered tools, such as hand saws or axes; and 9 accidents involving other power
120 saws, such as circular saws, miter saws, power string trimmers or band saws. Thus, of the 411
121 reported accidents, only 373 were finally analyzed.

122
123 In addition, data on all occupational accidents registered in Andalusia in 2019 have also been
124 used in this study. These data have been obtained from the Institute of Statistics and Cartography
125 of the Regional Government of Andalusia and have been used to establish comparisons with the
126 trend of chainsaw accidents in some sections such as age, type of contract, month of the accident,
127 day of the week, hour or working day timetable.

128
129 As a complement to the descriptive statistical analysis, which was the aim of this study, an
130 inferential analysis was carried out in order to enhance knowledge about the occupational
131 accidents studied. For this purpose, the Pearson Chi-Square test was applied. The variables that
132 were included in the analysis were pre-treated to reduce the number of groups or classes, which
133 was initially quite high. Thus, those with the highest absolute frequencies were kept and the rest
134 were grouped into the class "others". Subsequently, the existence or otherwise of a significant
135 statistical association between different variables was analyzed.

136
137 Specifically, in order to choose the type of test to be used in the inferential analysis, the variables
138 were first tested for normality by applying the Kolmogorov-Smirnov test or the Shapiro-Wilk test
139 depending on the sample size. These tests indicated that the distributions of the variables were
140 non-parametric. Since the variables were qualitative, non-parametric and had multiple response
141 categories, the Chi-square statistic was applied to test the association between two variables. For
142 this purpose, tests were performed between different pairs of variables that had previously
143 undergone normality tests, verifying their non-normal distribution. Cases where a significant
144 association was found between two of these variables were included in the inference results.

146 2.1. Accidents data

147
148 In Spain, the employer is obliged to notify the labor authority of any damage to the health of the
149 workers in his service that has occurred in the course of their work, i.e. occupational accidents
150 and occupational diseases. With regard to occupational accidents, Table 1 summarizes how they
151 are reported, who is responsible for reporting them and what deadlines exist for reporting them,
152 depending on the type of accident.

¹ Describe what the victim was doing when the accident happened.

² Code 07.01.04.01

154
155
156

Table 1. Summary of information on which accidents must be reported through the system in Spain.
(Elaborated from ISTAS, 2021)

What accidents are reported?	How is it reported?	When are they reported?	Who reports them?
Serious, very serious, fatal or multiple occupational accident (more than four persons)	Urgent notification of the accident report (Delt@ report)	24 hours in case of serious, very serious, fatal or multiple accidents (more than 4 persons), except for In-itinere accidents	Employer
Accident at work with sick leave (other than serious, very serious, fatal or multiple accidents) or relapse with sick leave	Accident report (Delt@ report)	5 working days from the date on which the accident or sick leave occurred	Employer
Accidents at work without sick leave	List of accidents at work occurring without medical leave	Monthly within the first 5 working days of each month	Employer
Discharges or deaths of injured persons	List of discharges or deaths of injured persons	Monthly by the 10th of the following month	Managing or collaborating entity

157
158

Therefore, in Spain, information on accidents with sick leave or their relapses with sick leave is reported by means of the accident report (Delt@ report).

159
160

2.2. Classifying analyzed variables

161
162
163
164
165
166
167
168
169
170
171
172
173
174
175
176
177

The Competent Labor Authority in Andalusia has collaborated in this research by providing the disaggregated information obtained from the accident reports (Delt@ report). The aim of this research was to describe accidents in Andalusia in which the chainsaw was being used, i.e. in which the chainsaw was used as work equipment. Thus, in order to study accidents related to the use of chainsaws in the workplace, regardless of the sector or the worker's occupation, the present research was designed starting by defining the criteria for filtering the data recorded from the accident reports. Thus, the criterion for filtering the data was to select all accidents in which the chainsaw appears coded as the material agent of the physical activity. Once this filtering had been carried out, possible errors were detected in the reporting of the code of the chainsaw as the material agent of the physical activity in the accident reports, and the criterion was extended to include accidents in which the word "chainsaw" appears in the description of the accident. The Competent Labor Authority in Andalusia provided the researchers with information on reported accidents that met this criterion.

Subsequently, those variables that could be of interest for the development of the research were selected in order to describe the recorded chainsaw accidents. The data was organized as shown in Table 2.

178

Table 2. Variables used in the analysis of chainsaw accidents and fatalities

INFORMATION	VARIABLES
ENTERPRISE WORKER	Economic Activity Occupation Age, Sex and Nationality Employment Status and type of contract
DATE OF ACCIDENT	Year Month Day of the week Time of day Hour of work
WORKING CONDITIONS	Working Environment*
WORKPLACE	Working Process*
SEQUENCE OF EVENTS	Usual Work Tasks Specific Physical Activity* Material Agent associated with the Specific Physical Activity Deviation* Material Agent associated with the Deviation Contact-Mode of Injury* Material Agent associated with the Contact-Mode of Injury
VICTIM	Severity of the accident

*This variable uses the ESAW code

179
180
181
182
183
184
185
186
187
188
189
190
191
192
193
194
195
196
197
198
199
200
201
202
203
204
205
206
207
208
209
210
211
212
213
214
215
216
217
218
219
220
221
222
223
224
225
226
227
228
229
230

The economic activity of the company was presented in accordance with the National Classification of Economic Activities (NACE) and the European code system; while the worker's occupation was defined using the International Standard Classification of Occupations 08 (ISCO-08) at International Labor Office (2012) and the National Job Classification System of Spain (CNO-2011). On the other hand, variables with an asterisk were defined using the European Statistics on Accidents at Work (ESAW) code system. In addition, the material agent was classified in more detail using the 8-digit system developed by Communication and Information Resource Centre Administrator (CIRCA). Thus, the first 4 digits of the material agent variable are the same as those used by ESAW, and the last 4 digits provide more detailed information. In addition to these variables presented, a further one included in the accident reports was analyzed to indicate whether the risk that led to the chainsaw accident had been included in the risk assessment or had not been included before the accident occurred.

It is important to clarify that the figures showing the distribution of accidents according to age (Figure 1), type of contract (Figure 2), month (Figure 5), day of week (Figure 6), time of accident (Figure 7) and working day timetable (Figure 8) compare chainsaw accidents with occupational accidents in general, i.e. all occupational accidents that occurred in Andalusia in 2019, including chainsaw accidents.

After collection and examination, the data was tabulated and statistically analyzed by computer, using the EXCEL software package and SPSS Statistics v25.

2.3 Pre-treatment of variables

The variables provided by the Labor Authority, as shown in Table 2, were already coded according to standardized classifications such as NACE, ISCO or ESAW, therefore for the descriptive statistical analysis they were used with their original coding, i.e. no pre-treatment of the variables was carried out. Some of these variables could have a wide range of values. For example, in the case of economic activity there were also a large number of different codes depending on the economic activity of the enterprise (see Statistical classification of economic activities in the European Community). For this reason, in order to present the results in tables in an appropriate way avoiding extensive tables, the results of those codes with a low frequency were grouped at the end of the table, just to present the data and not for the analysis. Specifically, in table 4, economic activities with a relative frequency of less than 1% were grouped together at the end of the table. Similarly, in tables 5, 8, 9, 10, 10, 12, 13, 14, 15, 17 and 18, codes with a relative frequency of less than 1% were grouped at the end of the table.

For inferential analysis, pre-treatment of the data was necessary because many of the variables had too many possible codes or categories. For other variables such as day of week, month, severity, type of contract and assessment of the risk leading to the accident, pre-processing was not necessary. In the case of the age of the victim, ranges were established. The remaining variables were initially coded to include a large number of possible codes according to the classifications established in the European Statistics on Accidents at Work (ESAW). In these cases, in order to reduce the large number of categories, the variables were grouped into families or classes. These classes or families were established according to the European Statistics on Accidents at Work (ESAW) code groups. In addition, if there were several code groups with very low frequencies, these code groups were included together in the category "other". For example, in the type of injury codes "011 - Superficial injuries", "012 - Open wounds" and "019 - Other types of wounds and superficial injuries" were included in the category "Wounds and superficial injuries" which includes codes 010 to 019. The final coding of the variables used for the pre-treatment prior to the inferential analysis is presented in Table 3.

Table 3. Coding of variables in pre-treatment before inferential analysis

Variable	Coding of the variable in pre-treatment
----------	---

231

Economic activity	Crop and animal production, hunting and related service activities Forestry and logging Public administration and defence; compulsory social security Others
Age of the victim	Between 20 and 29 years Between 30 and 39 years Between 40 and 49 years Between 50 and 59 years 60 years or older
Day of the week	Monday; Tuesday; Wednesday; Thursday; Friday; Saturday; Sunday
Month	January; February; March; April; May; June; July; August; September; October; November; December;
Deviation	Breakage, bursting, splitting, slipping, fall, collapse of Material Agent Loss of control (total or partial) of machine, means of transport or handling equipment, hand-held tool, object, animal Slipping - Stumbling and falling - Fall of persons Body movement without any physical stress (generally leading to an external injury) Body movement under or with physical stress (generally leading to an internal injury) Others
Type of Injury	Wounds and superficial injuries Bone Fracture Dislocations, sprains and strains Others
Part of body injured	Head, not further specified Neck, inclusive spine and vertebra in the neck Back, including spine and vertebra in the back Upper Extremities, not further specified Lower Extremities, not further specified Others
Severity of the accident	Fatal; Serious; Minor
Type of contract	Employee with a temporary job Employee with a permanent job
Assessment of the risk leading to the accident	Risk included in the risk assessment Risk not included in the risk assessment

232

233 3. RESULTS AND DISCUSSION

234 3.1. Enterprise

235 3.1.1. Economic Activity

236 The accidents analyzed are found in 16 of the 21 economic activity groups included in the NACE
237 European code system. As can be seen in Table 4, most accidents occurred in the agriculture,
238 forestry and fisheries sectors, mainly in plant and animal production, hunting and related services
239 and forestry and logging and - to a much lesser extent - other sectors including those such as
240 public administration and defense and compulsory social security. In particular, 40.8% of
241 accidents occurred in the agricultural sector, of which 24.9% were in pruning activities for
242 perennial crops.

243 Table 4. Reported chainsaw accident by economic activity (CODE NACE-2009).

Code	Economic Activity	Absolute frequency	Relative frequency (%)
A	AGRICULTURE, FORESTRY AND FISHING	258	69.2
1	Crop and animal production, hunting and related service activities	152	40.7
01.1	Growing of non-perennial crops	34	9.1

244

245

01.2	Growing of perennial crops	93	24.9
01.4	Animal production	3	0.8
01.5	Mixed farming	14	3.8
01.6	Agricultural support activities and post-harvest crop activities	8	2.1
2	Forestry and logging	105	28.2
02.1	Silviculture and other forestry activities	61	16.4
02.2	Logging	10	2.7
02.3	Gathering of wild growing non-wood products	2	0.5
02.4	Forestry support services	32	8.6
3	Fishing and aquaculture	1	0.3
03.2	Aquaculture	1	0.3
C	MANUFACTURING	8	2.2
10	Manufacture of food products	1	0.3
10.4	Manufacture of vegetable and animal oils and fats	1	0.3
16	Manufacture of wood and of products of wood and cork, except furniture; manufacture of articles of straw and plaiting materials	5	1.3
16.1	Sawmilling and planing of wood	3	0.8
16.2	Manufacture of products of wood, cork, straw and plaiting materials	2	0.5
17	Manufacture of paper and paper products	1	0.3
17.2	Manufacture of articles of paper and paperboard	1	0.3
33	Repair and installation of machinery and equipment	1	0.3
33.1	Repair of fabricated metal products, machinery and equipment	1	0.3
F	CONSTRUCTION	16	4.3
41	Construction of buildings	6	1.5
41.2	Construction of residential and non-residential buildings	6	1.5
42	Civil engineering	2	0.6
42.1	Construction of roads and railways	1	0.3
42.9	Construction of other civil engineering projects	1	0.3
43	Specialised construction activities	8	2.2
43.1	Demolition and site preparation	4	1.1
43.2	Electrical, plumbing and other construction installation activities	1	0.3
43.3	Building completion and finishing	1	0.3
43.9	Other specialised construction activities	2	0.5
N	ADMINISTRATIVE AND SUPPORT SERVICE ACTIVITIES	14	3.8
81	Building services and landscape activities	13	3.5
81.3	Landscape service activities	13	3.5
82	Office administrative, office support and other business support activities	1	0.3
82.9	Business support service activities n.e.c.	1	0.3
O	PUBLIC ADM. & DEFENCE, COMPULSORY SOCIAL SECURITY	51	13.6
84	Public administration and defence	51	13.6
84.1	Adm. of the State and the economic and social policy of the community	40	10.7
84.2	Provision of services to the community as a whole	11	2.9
S	OTHER SERVICE ACTIVITIES	6	1.6
94	Activities of membership organisations	4	1.1
94.9	Activities of other membership organisations	4	1.1
96	Other personal service activities	2	0.5
96.0	Other personal service activities	2	0.5

-----	OTHER FAMILIES OF ECONOMIC ACTIVITIES WITH A RELATIVE FREQUENCY OF LESS THAN 1%: E,G,H,I,J,L,M,P,R,T	20	5.3
	TOTAL	373	100

246

247

3.2. Worker

248

3.2.1. Occupation

249

250

251

252

253

254

255

256

257

258

259

260

261

262

263

264

265

In the ranking of the occupations with the highest ratio of chainsaw accidents, the top three positions are related to occupations in the agricultural and forestry sectors and they represent more than half of the total (Table 5). Specifically, agricultural laborers accounted for more than a third of the accidents with forestry workers some way behind this. Market gardeners and crop growers also account for as many accidents as forestry workers. Workers included in this group are skilled workers in agricultural activities, so they are included in the agricultural sector. In addition, there are other occupations in lower positions that could be linked to these sectors, meaning that the total percentage could be a little higher. These results demonstrate that the sectors in Andalusia where most occupational chainsaw accidents reported are the forestry and agricultural and sectors. However, it is can also be seen that almost a quarter of workers who have occupations outside these sectors, for example fire-fighters, are in fourth position in the ranking. This may be due to the fire prevention tasks that these workers perform. Also, construction and mining workers appear in the ranking but with fewer accidents, although there are other occupations included in the rest that could be linked to this sector.

Table 5. Reported chainsaw accident by worker occupation.

CODE ISCO-08	Worker Occupation	Absolute frequency	Relative frequency (%)
921	Agricultural laborers	135	36.2
611	Market gardeners and crop growers	75	20.1
621	Forestry and related workers	74	19.8
541	Protective services workers: Fire-fighters	27	7.2
613	Mixed crop and animal producers	10	2.7
931	Mining and construction laborers	9	2.4
834	Mobile plant operators	7	1.9
711	Building frame and related trades workers	6	1.6
962	Others elementary workers	6	1.6
911	Domestic, hotel - office cleaners - assistants	4	1.1
932	Manufacturing laborers	4	1.1
-	Others groups with relative frequency of less than 1% (131, 312, 515, 712, 741,751, 752, ,832, 933, 952, 961)	8	4.3
	Total	373	100

266

267

268

3.2.2. Age, gender and nationality

269

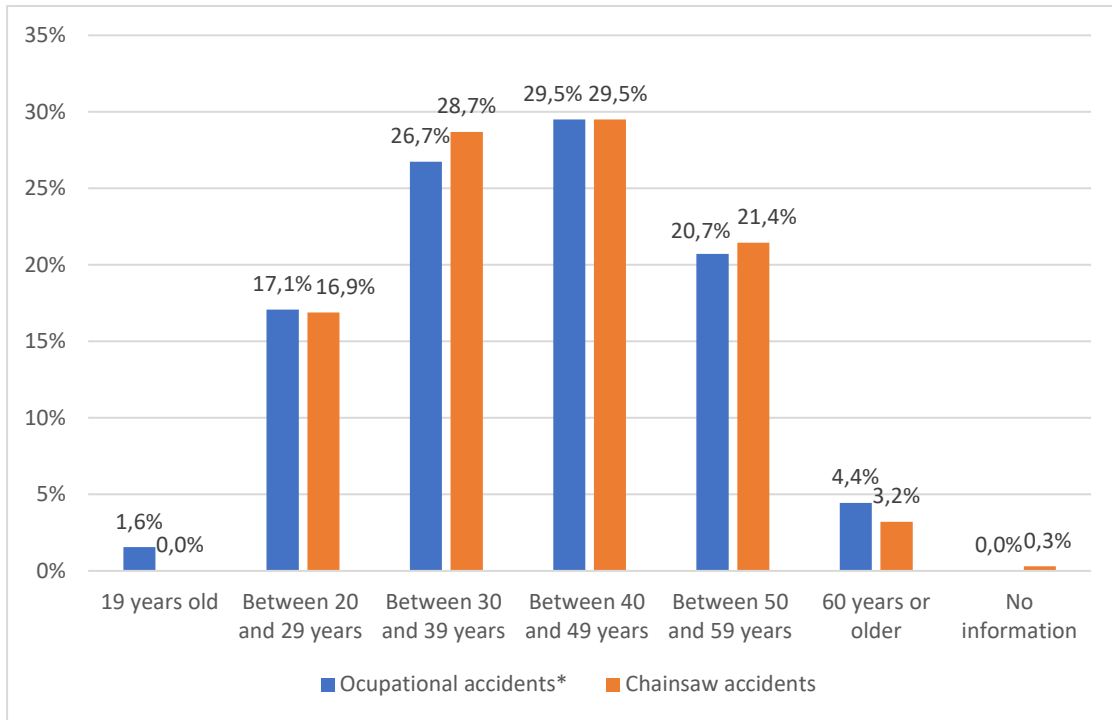
270

271

272

273

Regarding chainsaw accidents, the average age of the injured workers was 40.9, with more than half of them being aged between 30 and 49 (see Figure 1). There were very few workers over 60 years old. Figure 1 shows that the distribution of chainsaw accidents by age group of workers is similar to occupational accidents in Andalusia in general.



*Occupational accidents refer to all occupational accidents that occurred in 2019 in Andalusia, including chainsaw accidents.

Figure 1. Age group of workers involved in chainsaw accidents (2009-16) and in occupational accidents in Andalusia (2019)

As for gender, in Andalusia this type of work is essentially carried out by male workers and, in fact, all the injured workers were men. In terms of the nationality of the injured workers, almost all were Spanish (94.6%).

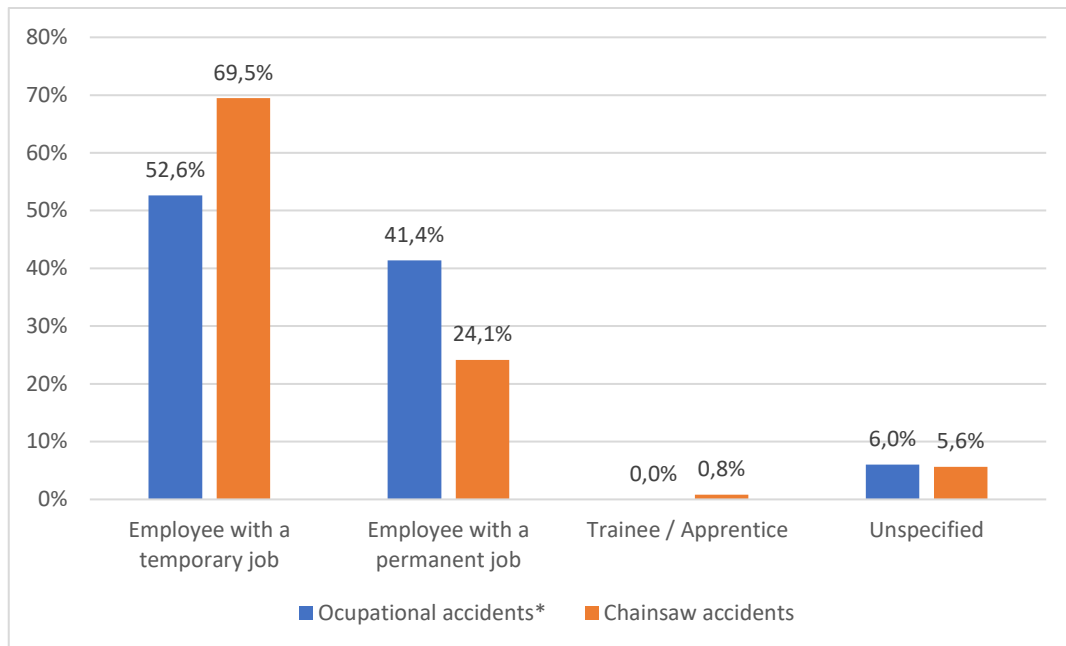
3.2.3. Employment status

The study shows that almost all injured workers were employees, mostly in the private sector (Table 6).

Table 6. Distribution of injured workers by Social Security category

Employment Status	Absolute frequency	Relative frequency
Private sector employee	297	79.6
Public sector employee	55	14.8
Self-employed	21	5.6
Total	373	100

On the other hand, the results show that around two thirds of injured workers were employees with a temporary contract (Figure 2), with occupational accidents being close to half of all temporary workers, while almost a quarter were employees with permanent contracts.



*Occupational accidents refer to all occupational accidents that occurred in 2019 in Andalusia, including chainsaw accidents

298
299
300

301
302
303
304
305
306
307
308

Figure 2. Distribution of injured workers by type of contract

In addition, the majority of the injured workers had full-time contracts (Table 7). The codes of the Spanish Guide to the Social Security focus on the type of contract and a code is not included for the self-employed. For this reason, in the case of injured self-employed workers, the type of contract was not specified. Finally, job seniority was not included in the available information.

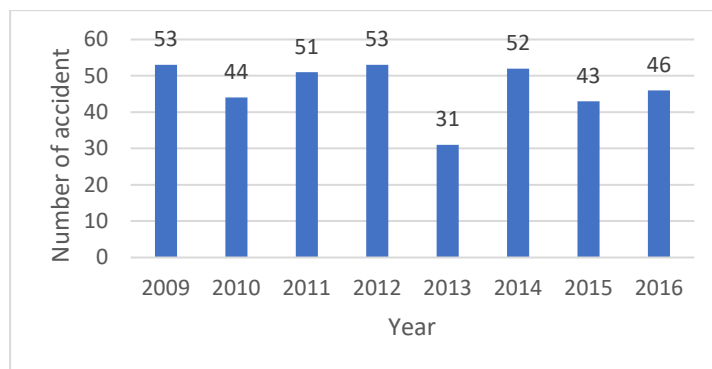
Table 7. Distribution of injured workers by type of contract

Type of Contract	Absolute frequency	Relative frequency
Full-time	336	90.1
Part-time	6	1.6
Unspecified	28	7.5
Trainee / Apprentice	3	0.8
Total	373	100

309 3.3. Date of Accident

310 3.3.1. Annual accidents and trends

311 A similar number of accidents occurred in 2009, 2011, 2012 and 2014 (Figure 3), in which about
312 53 workers were injured.
313

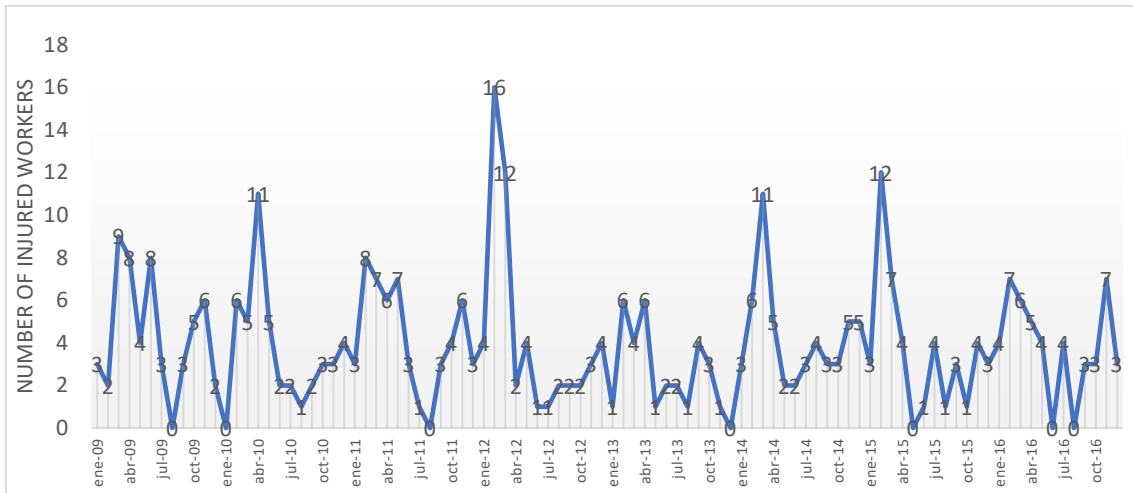


314

315
316
317
318
319
320

Figure 3. Annual Distribution of accidents

The trend is constant, with a slight decrease in recent years (Figure 4).



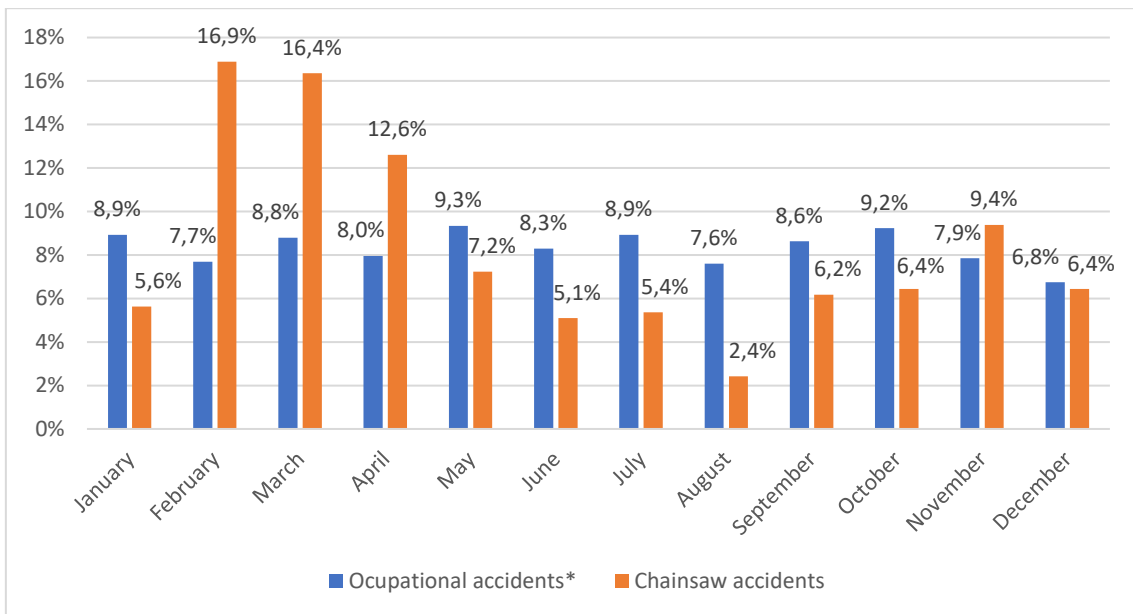
321
322
323
324
325

Figure 4. Chainsaw Accidents in Andalusia between January 2009 and December 2016

3.3.2. Month

326
327
328
329

Generally, there is stability in the number of monthly occupational accidents in Andalusia. However, regarding chainsaw accidents most of them occurred in February, March and April, while the fewest occurred in June, July, August and January (Figure 5).



330
331
332

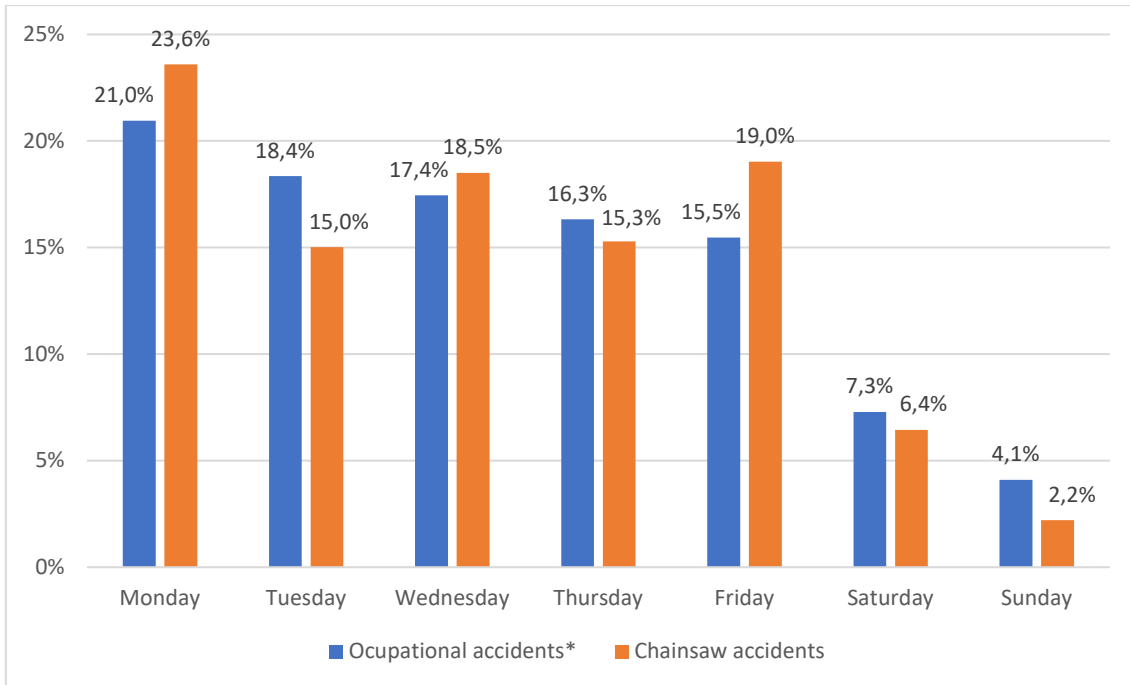
*Occupational accidents refer to all occupational accidents that occurred in 2019 in Andalusia, including chainsaw accidents

333
334

Figure 5. Distribution of accidents according to the month in which the accident takes place

335 3.3.3. Day of week

336 While occupational accidents in Andalusia decreased during the week, Mondays and Fridays
 337 were the days of the week with the highest number of chainsaw accidents (Figure 6).
 338
 339



340
 341
 342

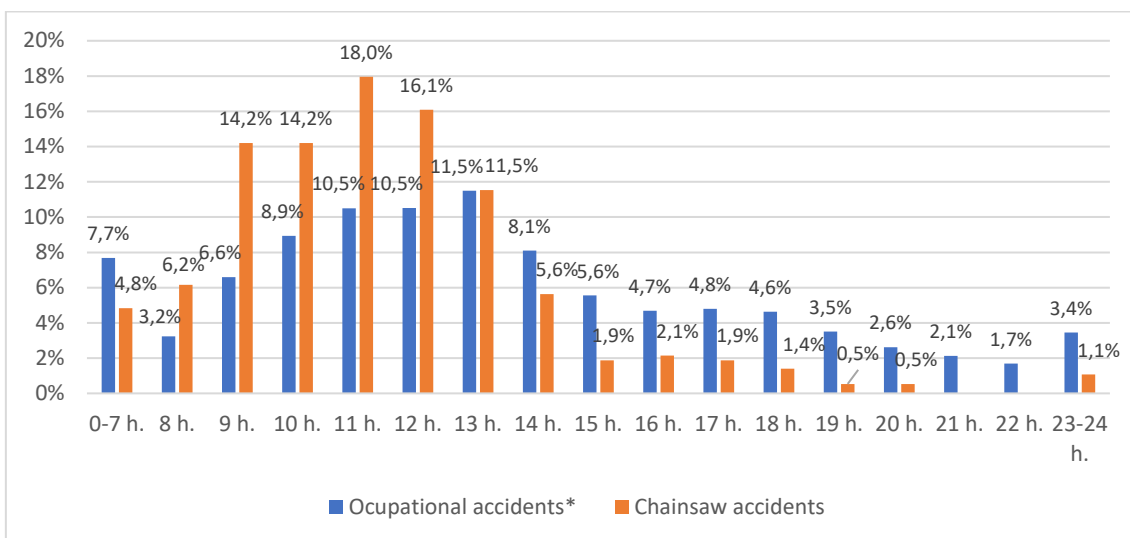
*Occupational accidents refer to all occupational accidents that occurred in 2019 in Andalusia, including chainsaw accidents

343 **Figure 6.** Distribution of accidents according to the day of the week in which the accident takes place.

344

345 3.3.4. Time of the day

346 The time of day when the accidents occurred (Figure 7), three quarters of the accidents took place
 347 between 9:00 and 13:00 (74%), with a peak at 11:00 am. As seen in Figure 7, distribution by time
 348 of day in occupational accidents differs significantly from chainsaw accidents in Andalusia.
 349



350
 351
 352

*Occupational accidents refer to all occupational accidents that occurred in 2019 in Andalusia, including chainsaw accidents

353

Figure 7. Distribution of accidents according the time of accident.

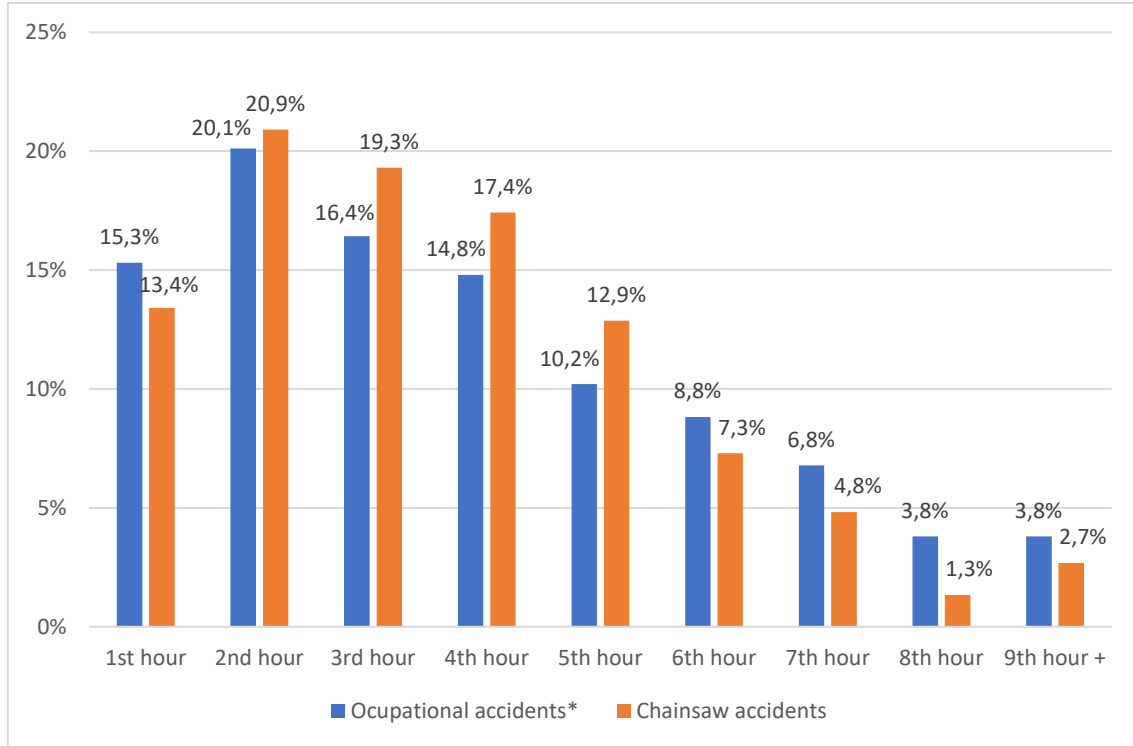
354

355

356

357

More than half the accidents (Figure 8) occurred during the second, third or fourth hour of work (57.6%). As we can see in the figure, the third, fourth and fifth working hours show a small difference in respect to occupational accidents in Andalusia.



358

359

360

*Occupational accidents refer to all occupational accidents that occurred in 2019 in Andalusia, including chainsaw accidents

361

Figure 8. Distribution of accidents according to the working day timetable.

362

363 3.4. Working conditions

364 3.4.1. Working Environment

365

366

367

368

Three quarters of accident rates (Table 8) occur in working environments related to forestry or agricultural areas (75%). Thus, more than one third of accidents occurred in farm areas (39.1%), out of which the majority was in tree or bush crop areas; with the other third of the accidents occurring in forestry zones.

369

Table 8. Distribution of accidents by working environment

Code	Working Environment	Absolute frequency	Relative frequency (%)
034	Forestry zone	134	36.0
033	Farming area - tree or bush crop	122	32.7
032	Farming area - ground crop	24	6.4
061	Area permanently open to public thoroughfare	19	5.1
036	Garden, park, botanical garden, zoological garden	18	4.8
011	Production area, factory, workshop	12	3.2
072	Communal parts of a building, annexes, private family garden	6	1.6
049	Other group 040 type Working Environments not listed above	5	1.3

012	Maintenance area, repair workshop	4	1.1
022	Construction site - building being demolished, repaired, maintained	4	1.1
031	Animal breeding places	4	1.1
-	Other working environments with relative frequency of less than 1% (013, 021, 029, 039, 042, 044, 051, 059, 069, 071, 089, 092, 999)	21	5.6
Total		373	100

370 3.5. Workplace

371 3.5.1. Working Process

372 Working processes related to the forestry and agricultural sectors (Table 9) occupy the top
373 positions (77.5%), although, clearly, forestry related work ranks first, accounting for more than
374 half the accidents under analysis. Following this, agricultural tasks was the second working area
375 that most appeared in the accidents studied (29%).

376 Table 9. Distribution of accidents by Working Process

Code	Working Process	Absolute frequency	Relative frequency (%)
34	Forestry type work	181	48.5
31	Agricultural type work - working the land	67	18.0
32	Agricultural type work - with vegetables, horticultural	41	11.0
39	Other group 30 type Working Processes not listed above	22	5.9
11	Production, manufacturing, processing – all types	22	5.9
52	Maintenance, repair, tuning, adjustment	19	5.1
59	Other group 50 type Working Processes not listed	5	1.3
24	Renovation, repair, aggregation, maintenance - of all types of buildings	4	1.1
-	Other Working Process with relative frequency of less than 1% (00, 22, 29, 35, 41, 51, 99)	12	3.2
Total		373	100

377

378 3.5.2. Usual Work Tasks

379 Although the information provided by the labor authorities did not include the ESAW code for the
380 workstation variable, it did show whether the work task performed by the injured worker at the
381 time of the accident was his usual work task or not. We found that 96% of the injured workers
382 were performing their usual work tasks. Additionally, another relevant fact was that in 67.6% of
383 the accidents, the risk that gave rise to the accident was included in the risk assessment. In
384 contrast, in 32.4% of the cases the risk was not assessed even though the worker may have been
385 doing his/her usual work task.

386 3.6. Sequence of Events

387 In this section, Sequence of Events and its most common causes, it has not been possible to
388 make comparisons with other studies because most of them do not include information on the
389 sequence of events, and those that do refer to the forestry sector in general.

390

391 3.6.1. Specific Physical Activity

392 Most accidents occurred while the injured worker was working with hand-held motorized power
393 tools or chainsaws (Table 10). In addition, there were some accidents that occurred while the
394 injured worker was monitoring, operating or driving, starting or stopping the machine and other,
395 group 10 (13.2%).

396

Table 10. Distribution of accidents by specific physical activity

Code	Specific Physical Activity	Absolute frequency	Relative frequency (%)
------	----------------------------	--------------------	------------------------

22	Working with hand-held tools – motorized	243	65.2
13	Monitoring the machine, operating or driving the machine	33	8.8
21	Working with hand-held tools - manual	29	7.8
41	Manually taking hold of, grasping, seizing, holding, placing - on a horizontal level	19	5.1
19	Other group 10 type Specific Physical Activities not listed above	14	3.8
11	Starting the machine, stopping the machine	6	1.6
42	Tying, binding, tearing off, undoing, squeezing, unscrewing, screwing, turning	6	1.6
67	Movements on the spot	6	1.6
61	Walking, running, going up, going down, etc.	5	1.3
-	Others with relative frequency of less than 1% (29, 49, 51, 52, 69, 70)	12	3.2
Total		373	100

397

398

3.6.2. Material Agent associated with the Specific Physical Activity

399

400

401

402

403

404

405

406

407

408

409

410

411

412

It should be clarified that the accidents that were studied either cited chainsaws as the material agent associated with the specific physical activity or else the term "chainsaw" was included in the description of the accident. In all other cases, chainsaw appeared in the description of the accident, but not specifically as the material agent. It is important to note that there are other material agents that can lead to confusion or error such as "Log saws" which belong to the group "Hand tools, not powered - not specified" or "Chainsaw" which belong to the group "Machines and equipment – fixed". If the descriptions of these groups are observed it is found that it would not be correct to include the chainsaw in these groups because it is both powered and portable. Given the above, these accident reports were probably not properly filled in, since it was clear from the description of the accident that a chainsaw was being used. For this reason, in Table 11 the chainsaw (Portable chainsaw) does not appear as a material agent in all cases. In these cases, the description was checked to verify that the accident was caused by the chainsaw, as mentioned above.

413

Table 11. Distribution of accidents by the material agent associated with the specific physical activity

Code	Material Agent associated with the Specific Physical Activity	Absolute frequency	Relative frequency (%)
07.01.04.01	Portable chainsaws	275	73.7
06.01.01.02	Log saws	72	19.3
10.12.07.00	Chainsaw	24	6.5
10.12.07.01	Circular chain saw, fixed chain saw	2	0.5
Total		373	100

414

415

3.6.3. Deviation

416

417

418

Although the results show that there were many different deviations, the most frequent was the loss of control of the chainsaw (Table 12). The second-most common deviation is for other body movements under or with physical stress.

419

Table 12. Distribution of accidents by deviation

Code	Deviation	Absolute frequency	Relative frequency (%)
43	Loss of control (total or partial) - of hand-held tool (motorized or not) or of the material being worked by the tool	105	28.2
64	Uncoordinated movements, spurious or untimely actions	31	8.3
41	Loss of control (total or partial) - of machine (including unexpected start-up) or of the material being worked by the machine	28	7.5
52	Slipping - Stumbling and falling - Fall of person - on the same level	27	7.2
33	Slip, fall, collapse of Material Agent - from above (falling on the victim)	21	5.6
74	Twisting, turning	18	4.8
35	Slip, fall, collapse of material agent - on same level	18	4.8
71	Lifting, carrying, standing up	17	4.6

44	Loss of control (total or partial) - of object (being carried, moved, handled, etc.)	17	4.6
72	Pushing, pulling	13	3.5
0	No information	8	2.1
51	Fall of person - to a lower level	8	2.1
99	Other Deviations not listed above in this classification.	8	2.1
32	Breakage, bursting - causing splinters (wood, glass, metal, stone, plastic, others)	7	1.9
79	Other group 70 type Deviations not listed above	7	1.9
39	Other group 30 type Deviations not listed above	6	1.6
24	Powdery - fume emission, dust emission, particles	5	1.3
75	Treading badly, twisting leg or ankle, slipping without falling	5	1.3
69	Other known deviation from group 60 but not mentioned above	4	1.1
-	Other Deviation with relative frequency of less than 1% (19, 21, 22, 34, 45, 59, 61, 62, 63, 73, 84)	20	5.3
Total		373	100

420

421 3.6.4. Material Agent associated with the Deviation

422 This section is similar to that previously discussed in section 3.6.2. Portable chainsaw appeared
423 in Table 13 as the material agent of the deviation in almost half of the accidents. Other material
424 agents such a saw for trunks and chainsaws were found. These last material agents have
425 probably been assigned the wrong codes and "Portable chainsaw" should have been used
426 instead. The person who filled out the accident report may have been confused by the similarity
427 of the words and lack of clarity of the concepts.

428

Table 13. Distribution of accidents by material agent associated with the deviation

Code	Material Agent of Deviation	Absolute frequency	Relative frequency (%)
07.01.04.01	Portable chainsaws	155	41.6
06.01.01.02	Saw for trunks	52	13.9
18.01.01.00	Branches, trunks...	40	10.7
00.01.00.00	No material agent	28	7.5
01.02.02.00	Farmland (fields, meadows...)	20	5.4
10.12.07.00	Chainsaw	15	4.0
00.02.00.00	No information	9	2.4
18.01.00.00	Trees, plants, crops	7	1.9
99.00.00.00	Other material agents not listed in this classification	6	1.6
07.01.00.00	Mechanical hand tools for sawing	5	1.3
08.01.00.00	Hand tools, without specification of power	4	1.1
09.99.00.00	Other known portable or mobile machines and equipment in group 09 but not listed above	4	1.1
19.03.03.00	Vegetable remains	4	1.1
-	Other Agent Material of Deviation with relative frequency of less than 1% (14.05.00.00, 07.02.00.00, 14.05.01.00, 01.02.00.00, 10.12.07.01, 20.02.00.00, 08.02.00.00, 07.01.99.00, 20.99.00.00, 14.06.00.00, 01.02.01.02, 04.01.04.01, 18.06.00.00, 07.02.03.00, 18.02.05.06, 06.02.00.00, 11.03.01.04)	24	6.4
Total		373	100

429

430 3.6.5. Contact-Mode of injury

431 The most frequent contact-mode of injury was the contact with sharp material agents; this was
432 followed by the physical stress on the musculoskeletal system (Table 14).

433

Table 14. Distribution of accidents by contact-mode of Injury

Code	Contact-Mode of Injury	Absolute frequency	Relative frequency (%)
51	Contact with sharp Material Agent (knife, blade etc.)	151	40.5
71	Physical stress - on the musculoskeletal system	62	16.6

42	Struck - by falling object	41	11.0
59	Other group 50 type Contacts -Modes of Injury not listed above	20	5.3
31	Vertical motion, crash on or against (resulting from a fall)	19	5.1
52	Contact with pointed Material Agent (nail, sharp tool etc.)	17	4.6
41	Struck - by flying object	15	4.0
32	Horizontal motion, crash on or against	13	3.5
43	Struck - by swinging object	10	2.7
44	Struck - by rotating, moving, transported object, including vehicles	6	1.6
49	Other group 40 type Contacts -Modes of Injury not listed above	4	1.1
-	Others with relative frequency of less than 1% (16, 39, 45, 53, 63, 99, 00)	15	4.0
Total		373	100

434

435

3.6.6. Material Agent associated to the Contact-Mode of Injury

436

In the same way as in the previous material agents studied, the portable chainsaw appeared in about 50% of the accidents (Table 15). Similarly, log saw and chainsaw were found to be the material agent. As indicated above, these codes may have been wrongly assigned and the material agent was probably a "Portable chainsaw", which added up to 63.3%.

437

438

439

440

441

442

Table 15. Distribution of accidents by material agent associated with the contact-mode of injury

Code	Material Agent of Contact-Mode of Injury	Absolute frequency	Relative frequency (%)
07.01.04.01	Portable chainsaws	167	44.8
06.01.01.02	Log saw	51	13.7
18.01.01.00	Branches, trunks...	43	11.5
10.12.07.00	Chainsaw	18	4.9
00.01.00.00	No material agent	15	4.0
01.02.02.00	Farmland (fields, meadows, etc.)	11	2.9
07.01.00.00	Mechanical hand tools - for sawing	11	2.9
18.01.00.00	Trees, plants, crops	8	2.1
14.05.00.00	Particles, dust, fragments, chips, splinters and the like	6	1.6
99.00.00.00	Other material agents who are not cited in this classification	6	1.6
19.03.03.00	Vegetable remains	5	1.3
00.02.00.00	No information	4	1.1
08.01.00.00	Manual tools, without motor specification, for sawing	4	1.1
14.05.01.00	Fragments, chips, splinters, broken glass	4	1.1
-	Other Agent Material of Contact-Mode of Injury with relative frequency of less than 1 (01.02.00.00, 01.02.01.01, 01.02.01.06, 06.02.03.00, 07.01.04.00, 07.01.99.00, 07.02.00.00, 07.02.03.00, 08.02.00.00, 08.99.00.00, 10.12.07.01, 10.18.99.00, 14.01.03.00, 14.06.00.00, 20.99.00.00)	20	5.4
Total		373	100

443

444

445

446

3.7. Victim

447

3.7.1. Severity of accident

448

It was noted that there were zero fatal accidents and nine serious accidents (Table 16).

449

450

Table 16. Distribution of accidents by severity

Severity of accident	Absolute frequency	Relative frequency (%)
Fatal	0	0
Serious	9	2.4
Minor	364	97.6
Total	373	100

451

452 3.7.2. Type of injury

453 Almost half of the workers had open wounds followed by superficial injuries (Table 17).
454
455

Table 17. Distribution of accidents by type of injury

Code	Deviation Type of injury	Absolute frequency	Relative frequency (%)
012	Open wounds	166	44.5
011	Superficial injuries	60	16.1
032	Sprains and strains	39	10.5
019	Other types of wounds and superficial injuries	34	9.1
039	Other types of dislocations sprains and strains	24	6.4
021	Closed fractures	13	3.5
031	Dislocations	9	2.4
052	Internal injuries	8	2.1
022	Open fractures	5	1.3
029	Other types of bone fractures	4	1.1
120	Multiple injuries	4	1.1
-	Other Contact-Mode of Injury with relative frequency of less than 1% (000, 051, 059, 999)	7	1.9
Total		373	100

456

457 3.7.3. Part of body injured

458 As for the parts of the body that were injured, many different codes were entered and none of
459 them accounted for over 20% of the total (Table 18). However, when the groups of injured body
460 parts were studied, it was found that more than three quarters of the accidents (76.7%) fell into
461 two groups: upper extremities (45.3%) and lower extremities (31.4%). Specifically, the most
462 commonly injured parts of the body were fingers and legs, including the knee.

463

Table 18. Distribution of accidents by part of body

Code	Description of Part Injured	Absolute Frequency	Relative frequency (%)
54	Finger(s)	71	19
62	Leg, including knee	66	17.7
52	Arm, including elbow	37	9.9
53	Hand	36	9.7
31	Back, including spine and vertebra in the back	25	6.7
64	Foot	22	5.9
13	Eye(s)	20	5.4
51	Shoulder and shoulder joints	16	4.3
63	Ankle	11	2.9
12	Facial area	8	2.1
65	Toe(s)	8	2.1
21	Neck, inclusive spine and vertebra in the neck	7	1.9
41	Rib cage, ribs including joints and shoulder blades	7	1.9
59	Upper extremities, other parts not mentioned above	5	1.3
49	Torso, other parts not mentioned above	4	1.1
55	Wrist	4	1.1

69	Lower Extremities, other parts not mentioned above	4	1.1
-	Other Part of body injured with relative frequency of less than 1% (11, 14, 19, 29, 39, 42, 43, 61, 68,78)	22	5.9
	Total	373	100

464

465

466

3.8. Inferential analysis

467

468

469

470

471

472

473

474

475

476

477

478

479

In relation to the inferential analysis, the significant statistical association between different variables was studied. A summary of the most relevant results is presented in the Table 19. On the one hand, we analyzed whether different variables such as severity of the accident, month, day of the week, deviation, type of injury or part of body injured were associated with the economic activity of the enterprise. The results of Pearson's chi-square test indicated that some of them had a statistically significant association with economic activity. These variables were month of accident ($p=.000$), deviation ($p=.002$), type of injury ($p=.009$), part of body injured ($p=.002$). In addition, another available variable was included in the analysis which indicated whether the risk had been assessed prior to the accident or whether the risk that led to the accident was not considered in the risk assessment. This variable also showed a statistically significant association with the economic activity of the enterprise ($p=.002$). In the case of severity ($p=.504$) or day of the week ($p=.327$), there was no significant association with the economic activity of the enterprise.

480

481

482

483

484

485

On the other hand, other combinations of variables were analyzed although not as many statistically significant associations were obtained as in the case of economic activity. Therefore, other results could be highlighted, such as that type of injury ($p=.000$), part of body injured ($p=.014$) or month of the accident ($p=.005$) are associated with the type of contract. It was also found that type of contract ($p=.007$) is associated with the age of the worker.

486

487

488

489

490

491

Finally, it can also be noted that severity ($p=.507$), day of the week ($p=.079$) or deviation ($p=.652$) were not statistically significantly associated with the above-mentioned variable "assessment of the risk that caused the accident" on whether the risk had been previously assessed before the accident occurred.

Table 19. Main results of the inferential analysis

Independent variable	Dependent variable	Pearson's chi-square (p-value)
Economic activity	Month of accident	.000
	Deviation	.002
	Type of injury	.009
	Part of the body injured	.002
	Assessment of the risk leading to the accident	.002
	Severity	.504
	Day of the week	.327
	Type of contract	Type of injury
Part of the body injured		.014
Month of the accident		.005
Age of the worker	Type of contract	.007
Assessment of the risk leading to the accident	Severity	.507
	Day of the week	.079
	Deviation	.652

492

493

4. DISCUSSION

494

4.1. Economic activity and worker

495 Analysis of the results of the accidents related to chainsaw in Andalusia indicates that within the
496 agricultural and forestry sectors, the agricultural sector becomes very important. In particular,
497 24.9% of the chainsaw accidents were in pruning activities for perennial crops. This indicates that
498 in Andalusia the majority of chainsaw accidents occur in perennial crop pruning activities in the
499 agricultural sector. This circumstance could be explained by the fact that in Andalusia, the
500 cultivation of the olive tree, a perennial crop, represents 30% of the agricultural area, with just
501 over 1.52 million hectares (Agriculture, Fisheries and Rural Development Council, 2015).

502
503 In relation to workers, the average age of the injured workers is similar to the findings of Tsioras
504 et al. (2014) who studied 1077 accidents associated with wood harvesting activities in Austria
505 from 2000 to 2009, who determined an average of age of 40.1. They also found that half of the
506 workers between 36 and 50 years old, in our case 47.2% of the workers, are between those ages.
507 Laschi et al. (2016) have also shown similar results in their study on forestry operations in an
508 alpine context, with the majority of workers injured aged between 31 and 50 years. In addition,
509 very few workers were over 60 years old. This can possibly be explained by the relationship
510 between physical workload and ageing, considering that a progressive decline in physical abilities
511 has consistently been reported (De Zwart et al., 1996; Fraade-Blanaret et al., 2017) and the
512 relationship between job characteristics and retirement, which indicates that high physical
513 demand was statistically related to early retirement (Belbase et al., 2015). Plus, the fact that
514 physical workload in these jobs is high, due to the weight of the chainsaw among other factors.

515
516 Likewise, the gender result is in line with the study by Hammig and Jones (2015) that analyzed
517 all chainsaw related injuries treated in hospital emergency rooms in the United States from 2009
518 to 2013. They found that 95.1% of the patients were male. Similar results were found by Lindroos
519 and Burström (2010) when analyzing accidents in Swedish forestry between 1996 and 2001. The
520 nationality of the injured workers was Spanish, coinciding with Albizu et al. (2010), who reported
521 predominantly workers of Spanish nationality in forestry harvesting in Spain

522
523 On the other hand, although the present study shows that almost all injured workers were
524 employees, it seems likely that the accidents of self-employed workers are not reported. The
525 Spanish National Commission on Health and Safety at Work emphasizes that one of the
526 difficulties in obtaining reliable data on forestry accidents is the under-reporting of accidents, given
527 the large number of self-employed workers (National Health and Safety at Work Commission,
528 2006). Robb & Cocking (2014) reported that, in Spain, 80% of chainsaw operators are self-
529 employed and paid on piecework. Something similar also occurs in the agricultural sector. It has
530 been found that companies where chainsaw workers are registered are mainly in the agricultural
531 and forestry sectors. Hence, this could be one of the reasons why the percentage of self-
532 employed workers injured is so low.

533
534 Another characteristic of the tasks using the chainsaw at work is the temporary or seasonal
535 nature. This leads to an increase in temporary work linked to these tasks. In fact, if we compare
536 the injured workers with a temporary job in Andalusia with the chainsaw injured workers with a
537 temporary job, we obtain that the proportion of injured temporary workers in the chainsaw case
538 is higher than in Andalusia. Specifically, the injured workers with a temporary job are usually
539 around 50 % in Andalusia, while our results indicate that around two thirds of the chainsaw injured
540 workers were employed on a temporary contract (see Figure 2).

541
542 In the same area as those reported by Servicio Público de Empleo Estatal (2015) which indicated
543 that most of the new contracts in 2014 in forestry (73%) were for a Specific Project or Service.
544 This indicates the existence of traffic flows of workers in this occupation due to their temporary
545 character or seasonal nature. Albizu et al. (2010), reported similar results.

546 **4.2. Date of accident**

547 Distribution of chainsaw accidents suggest seasonality and contrast with the stability of the
548 occupational accidents in Andalusia (see Figure 5). This seasonality is mainly due to two facts.
549 Firstly, the olive trees that produce olive oil, as is the case in most of Andalusia, are pruned in
550 February, March and April. Secondly, in Andalusia, the Administration carries out forest fire
551 prevention work in the medium-risk months (from 1 to 31 May and from 16 to 31 October) and in
552 the low-risk months (from 1 January to 30 April and from 1 November to 31 December). All of that

553 could explain the high percentage of accidents in February, March and April. Similarly, in the high-
554 risk months, i.e. from 1 June to 15 October, efforts are focused on extinguishing fires, and the
555 burning of vegetation and agricultural and forestry residues, as well as off-road vehicle traffic, are
556 prohibited. Both prohibitions are limited to forestry land and its areas of influence, i.e. non-forestry
557 land (agricultural and urban) within 400 meters of the forest. During the summer months, farmers
558 are not allowed to burn pruning waste and, as a result, forestry and agricultural work with
559 chainsaws is considerably reduced. This explains the decrease in accidents observed in the
560 graph during the summer months.

561
562 Moreover, as mentioned above, this seasonality could also explain the high number of temporary
563 workers involved in accidents in relation to permanent workers. In this sense, it was also found
564 that the month of the accident depends on the type of contract. In fact, an in-depth analysis of the
565 data shows that the months with the highest number of injured temporary workers are February,
566 March and April, with 47, 41 and 35 injured workers respectively, while the average for the rest
567 of the months is 15.1. It is also in these months that the highest number of injured permanent
568 workers was recorded, but in smaller numbers, 13, 12 and 8 respectively, while the average for
569 the rest of the months is 6.3.

570
571 In addition, Albizu-Uriónabarrenetxea (2013), who studied the forestry sector in Spain, also
572 pointed out the strong seasonality of the sector and noted fall and spring as the seasons with
573 higher accident rates. In addition, Cividino et al. (2013) reported a reduction in accidents in the
574 summer, although they found that the months with the highest number of accidents were January
575 to April. Italy and Spain are the two leading producers of olive oil in the world, although production
576 in Spain is between 2 and 1.22 times higher than in Italy depending on the year (Castillo, 2012).
577 Tsioras et al. (2014) also found February and March as the highest accident rates in Austria. On
578 the contrary, Hammig and Jones (2015) obtained different results in the United States, with the
579 summer season having the highest accident rate. In added value, the significant association
580 found between month and economic activity; and month and type of contract, supports the results
581 obtained in the descriptive analysis and what was mentioned in the previous paragraphs. That is,
582 the higher number of accidents in the months of January and February is associated with greater
583 agricultural activity and a higher number of temporary contracts. This could be explained by the
584 pruning of olive groves and fire prevention work in Andalusia.

585
586 On the other hand, in Andalusia, occupational accidents (as a whole) tend to oscillate throughout
587 the week, whilst the results of this study suggest that Mondays and Fridays are the days of the
588 week with the highest number of chainsaw accidents (see Figure 6), which coincides with studies
589 by Jacke, (1989); Cividino et al. (2013), Tsioras et al., (2014), Robb et al, (2015) and Laschi et
590 al., (2016). These peaks are consistent with the so-called "Monday morning blues, Friday
591 afternoon syndrome". That is, the cycle of a work week can cause, on one side, poor
592 concentration and a tendency to rush work on Friday afternoons, and, on the other hand, a lack
593 of motivation on Monday mornings after the weekend (Bryson & Forth, 2007; Robb et al, 2015).
594 In contrast, Anlike, Albizu-Uriónabarrenetxea et al. (2013) found higher accident rates on
595 Wednesdays (20%) and Thursdays (25%). Although our study recorded similar rates for
596 Wednesday (18.5%). Perhaps this difference can be explained considering that their studies only
597 included forestry workers and the present study includes any worker who uses the chainsaw, that
598 is, agricultural and other sectors workers are also included. In contrast, accidents decreased
599 significantly at weekends, which can be explained by the reduction in work on those days,
600 especially on Sundays.

601
602 In terms of time of the day, the available accident information only provides integer values for the
603 time of day it occurred, without indicating the minutes. Distribution of chainsaw accidents
604 according the time differs significantly to occupational accidents in Andalusia (see Figure 7). Most
605 accidents took place between 9 am and 1 pm, with a peak at 11 am. This same peak was reported
606 by other authors (Tsioras et al., 2014; Bentley et al.; 2005; Wettmann, 2005; Fischer, 1991;
607 Stadlmann, 1991). Contrary to what other authors indicate (Camino et al. 2011; Bentley et al.,
608 2005; Kirk, 1996; Parker and Ashby, 2005) a peak is reported in the second hour with a drop
609 during ensuing ones. According to these authors, factors such as fatigue, dehydration or food
610 intake could lead to a loss of attention towards the end of the work shift, which promoted a higher
611 number of accidents. Furthermore, third, fourth and fifth working hours show a small difference
612 with respect to occupational accidents in Andalusia (see Figure 8). A future analysis must

613 therefore be made of this data, obtaining more information, specifically, on meal times and breaks,
614 this could help to understand this difference. In addition, according to Allman et al. (2017), working
615 in the afternoon was less hazardous than in the morning and pre-noon, recording fewer accidents.
616

617 Finally, it should also be noted that most of the injured workers were performing their usual work
618 tasks. This implies that the worker must receive appropriate specific training. However, in the
619 case of the chainsaw, there are no specific regulations, so the worker often does not have enough
620 training. It is therefore necessary to develop a European training standard as proposed by Robb
621 and Cocking (2014).

622 **4.3. Sequence of Events**

623 In sections 3.6.2., 3.6.4. and 3.6.6. on the material agent of the physical activity, deviation or
624 contact-mode of injury respectively, it was noted that errors were detected in the coding of the
625 chainsaw as material agent, as there were several similar categories that were confused in
626 accident reports such as Log saws, Portable chainsaws, Chainsaw, Circular chain saw or Saw
627 for trunks. In this regard, numerous studies have reported that errors are common when filling in
628 and/or coding accident reports. (Jacinto et al., 2016; Molinero-Ruiz et al., 2015, Salguero-
629 Caparros et al., 2015). There are different reasons that could explain these errors. Nevertheless,
630 measures should be developed to ensure that the person completing the reports, whether an
631 administrative or a technician, has the necessary knowledge to complete the report properly.
632

633 On the other hand, in relation to the deviation, the loss of control of chainsaw was the most
634 frequent type of deviation which is consistent with the fact that kickback was the most common
635 and poses the greatest hazard, according to Koehler et a, (2004). By contrast, according to other
636 authors (Allman et al., 2017; Laschi et al., 2016; Tsiaras et al., 2014) the worker's fall or slip and
637 falling objects, such as trees or logs, are the most frequent actions that caused accidents in
638 different forestry operations. Consequently, these same events or deviations have been found in
639 this study, that is, slipping, stumbling and falling or "Fall of persons, and Breakage", bursting,
640 splitting, slipping, fall, collapse of Material Agent, adding up to a total of 23.2%, compared with
641 22.2% to loss of control. In addition, the significant association observed between the type of
642 injury and economic activity; and the type of injury and type of contract, confirm the results
643 obtained in the descriptive analysis. In other words, minor injuries caused by loss of control of the
644 chainsaw are related to greater agricultural activity and to a greater number of temporary
645 contracts. Aspects that again suggest olive grove pruning and fire prevention work.
646

647 Regarding the contact-mode of injury, the contact with sharp material agent, probably due to
648 contact with the blade of the chainsaw, was the most frequent. This was followed by the physical
649 stress on the musculoskeletal system, since continuous effort lifting the chainsaw can lead to this
650 type of injury, due to its weight. In third place were accidents in which the injured worker was
651 struck by falling object, by flying object, or by a swinging object, which add up to 17.7%. These
652 results obtained are similar to those found by Albizu et al. (2010) in forestry holdings in Castile
653 and León (Spain).
654

655 **4.4. Victim**

656 If we focus in the severity of chainsaw accidents, none were fatal. This can be explained if one
657 takes into account that deaths while operating chainsaw are extremely rare (Koehler et al., 2004).
658 Nine accidents were serious (2.4%). As can be seen in Table 20, seven were forestry or
659 agricultural workers with a temporary contract for project and service (77.7%). This could indicate
660 that employees with a temporary contract suffered more serious accidents, than workers with
661 other types of contracts such as permanent ones who did not record any serious accidents in the
662 period studied. In relation to the deviation and its associated material agent, the most frequent
663 were the fall or slip due to branches, trunks, tress or farmland, which could point out the
664 importance of the work environment in this type of tasks, as it can lead to serious accidents. There
665 were also some accidents, in a smaller proportion, due to loss of control of the chainsaw. In
666 relation to the sequence of accident events, the most frequent deviation was falling or slipping
667 due to branches, trunks, tress or farmland resulting in fractures and multiple injuries. This could

668 point to the importance of the working environment when a worker is performing tasks with the
 669 chainsaw, as it can lead to serious accidents. There were also some accidents, to a lesser extent,
 670 due to loss of control of the chainsaw resulting in open wounds on legs and feet due to contact
 671 with the chainsaw blade.

672 Table 20. Specific characteristics of serious* chainsaw accidents (N=9)
 673
 674

Variable	Categories	No. of accidents (relative frequency)
Worker occupation	Forestry	5 (55.5%)
	Agricultural	2 (22.2%)
	Others	2 (22.2%)
Type of contract	Temporary job	7 (77.7%)
	Permanent job	2 (22.2%)
Deviation	Fall, slipping	6 (66.6%)
	Loss of control of chainsaw	3 (33.3%)
Material Agent associated with the Deviation	Branches, trees	6 (66.6%)
	Chainsaw	3 (33.3%)
Type of injures	Fractures	6 (66.6%)
	Open wounds	3 (33.3%)

675 * In Spain, the seriousness of an accident at work is estimated by the doctors of the Mutual Insurance Companies or the Public
 676 Health System according to the duration of the temporary incapacity and the foreseeable consequences and incapacity (see Orden
 677 TAS/2026/2002 available at: <https://www.boe.es/buscar/pdf/2002/BOE-A-2002-22650-consolidado.pdf>). It should be noted that
 678 there are no regulatory criteria for classifying the seriousness of injuries resulting from accidents at work, although the categories
 679 of minor, serious or fatal injuries are established as an occupational contingency of the social security system. In this sense, there is
 680 an Instruction 104/2001 on relations of Temporary Incapacity with the Public Prosecutor's Office which "considers "serious accident"
 681 to be a serious anatomical or functional loss of a serious nature, which will foreseeably give rise to sequelae for the physical integrity
 682 or health of the affected worker, and which will foreseeably lead, in due course, to the granting of a benefit for permanent incapacity
 683 in any of its degrees, or the application of the scale for non-disabling permanent injuries, except for simple scars". (More information
 684 is available at:
 685 https://www.osalan.euskadi.eus/images/congreso/s94-ponencia_eladio_gonzalez_osalancongreso.pdf)

686 If these results are compared with the results of other studies focusing on accidents in the forestry
 687 sector (Albizu et al., 2010; Lindroos and Burström, 2010; Enez et al., 2014; Tsiaras et al., 2014,
 688 Laschi et al., 2016, Allman et al., 2017), the most common types of injuries are the same:
 689 contusions, wounds, dislocations or sprain and fractures. Nevertheless, the percentages, and
 690 therefore, ranking order varies from study to study, such as Lindroos and Burström (2010), who
 691 included dental damage as the most frequent types of injury.
 692

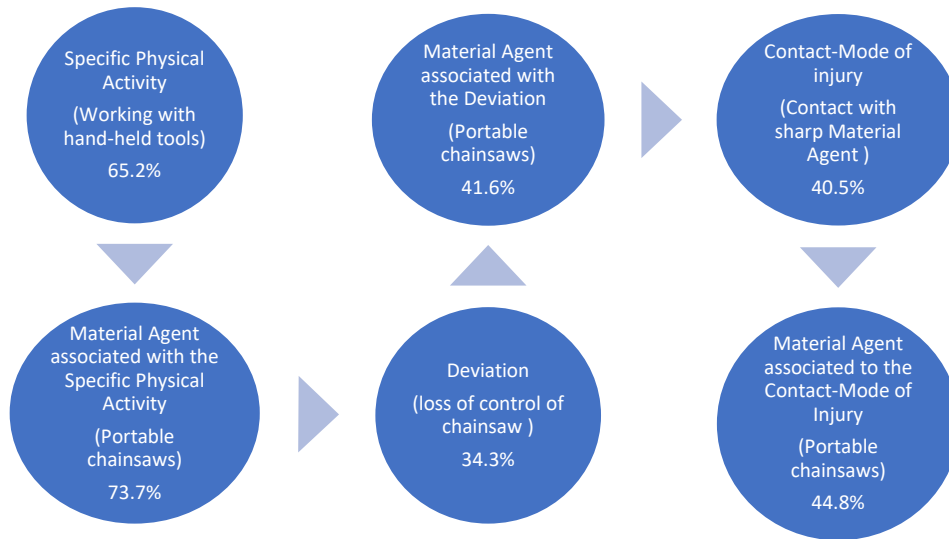
693 According to our results, different studies of accidents in the forestry sector (Albizu et al., 2010;
 694 Lindroos and Burström, 2010; Tsiaras et al., 2014; Robb & Cocking, 2014; Hammig and Jones,
 695 2015; Laschi et al., 2016, Allman et al., 2017) have noted that the parts of the body most
 696 frequently affected by injuries are the upper and lower extremities. Inferential analysis results
 697 show that both economic activity and type of contract are significantly associated with the injured
 698 body part. This suggests that in the agricultural and forestry sector they do not use the personal
 699 protective equipment for the extremities, such as anti-cut gloves, jackets, trousers, bibs and boots
 700 for chainsaws.
 701
 702

703 4.5. The standard occupational accident

704 The characteristics that involve the accidents with chainsaws registered in Andalusia between
 705 January 2009 and December 2016 suggest that the injured victims tended to be a male worker
 706 from the forestry or agricultural sector. They were aged between 30 and 59, were employed in
 707 the private sector and had been hired under a full-time contract to carry out a specific project or
 708 offer a specific service, with a temporary job. There are about 46 accidents a year. Typically, the
 709 accident took place within the second or third hour of work, between 10.00 am and midday, on a
 710 Monday, in the month of February and March. Normally it occurred in forestry or agricultural areas
 711 during forestry or agricultural tasks, working with the portable chainsaw, with the (total or partial)
 712 loss of control of the chainsaw, leading to contact with the blades and causing open wounds to
 713 the leg (including the knee) or fingers. It should be noted that there was no fatal accident, so it
 714 can be concluded that these accidents are usually of a minor nature. The results highlight a factor
 715 specific to Andalusia, which is that in addition to accidents with chainsaws in the prevention of
 716 forest fires, there are also, and at a similar level, accidents of workers who carry out seasonal
 717 pruning of olive trees. Figure 9 represents the sequence of events and the most common causes,

718
719
720
721

i.e. working with chainsaw, which is cause of the deviation due to loss of control, where contact with the cutting edge of the chainsaw producing the injury.



722

723

Figure 9. Sequence of events and its most common cause

724

4.6. Preventive measures

725

726

727

728

729

730

731

732

733

734

735

736

737

738

739

740

741

742

743

744

745

746

747

748

749

750

751

752

753

754

755

756

757

Taking into consideration the results obtained on chainsaw accidents, as well as the information available from other related studies, a set of preventive measures can be established in order to avoid and reduce chainsaw accidents. On the one hand, before using the chainsaw at work, workers must receive clear instructions on the use of hand-held machines, with special attention to their risks, and must be trained on site. It is also necessary to ensure that workers are aware of the importance of a tidy and clean working environment to avoid branches, logs or other objects that could cause injury. Similarly, given the frequency of accidents and injuries to chainsaw operators (Robb et al, 2014), it is essential to promote and enforce the use of personal protective equipment to reduce or eliminate injuries caused by cuts to any part of the body, especially the upper extremities. The worker's perception of risk is a key element in preventive measures (Albizu et al, 2013), therefore it is essential that workers are aware of the risks associated with the chainsaw. According to Salmine et al. (1999) the physical fitness and personality of the worker influence the accident rate, so personal behavior plays a key role in the risk potential (Meléndez, 2015). For this reason, proper worker selection is important, focusing on those workers who have specific training in chainsaw use and occupational health and safety. Also, promoting organizational measures that encourage rest and concentration could also help to reduce accidents. In fact, longer lunch breaks and task rotation were considered as recommended preventive measures. (Ostensvik et al, 2008).

On the other hand, other actors need to be involved in developing measures to promote the safe use of chainsaws. The labor authority can have an important role in this issue. In this way, information from studies similar to this one could be used to develop specific policies and campaigns to address specific problems. For example, the promotion and development of specific training programs for that temporary workers. In addition, the authority could regulate mandatory training for the use of the chainsaw at work that guarantees the appropriate knowledge and skills of the worker. Likewise, the manufacturers of chainsaws should be involved in the prevention of accidents at work using their devices, especially in the safe use that would prevent the loss of control of the chainsaw. They can encourage the development of demonstrations and explanatory workshops, as well as the development of appropriate graphic materials in manuals, which should include safety measures.

758 5. LIMITATIONS

759 During this study, it has been observed that there is a significant lack of studies focused on
760 occupational accidents related to chainsaws. All the studies mentioned refer to the forestry sector
761 or to chainsaw-related injuries in general, i.e., including both home and work injuries. Indeed,
762 there are no scientific studies that focus solely on occupational chainsaw injuries, making it
763 difficult to make comparisons or to determine the general characteristics of these injuries and the
764 circumstances in which they occur. But the most important limitation is that there are a significant
765 number of self-employed workers or paid on piecework (80%), and even workers not registered
766 in social security, who do not report accidents. This is due, as mentioned above (Robb & Cocking,
767 2014), to the seasonal nature of chainsaw work and the fact that most workers belong to the
768 forestry and agricultural sectors. Likewise, The Spanish National Commission on Health and
769 Safety at Work emphasizes that one of the difficulties in obtaining reliable data on forestry
770 accidents is the under-reporting of accidents, given the large number of self-employed workers
771 (National Health and Safety at Work Commission, 2006).

772
773 Inconsistencies have also been observed that point to errors in the completion of accident reports,
774 perhaps due to a lack of training or because the person completing them is not responsible for
775 this task. For example, in some accidents the code assigned to the material agent did not
776 correspond to the correct code on the chainsaw. However, in the accident description, the
777 chainsaw was identified as the material agent.

778
779 Finally, non-public access to information and the local nature of the study add to the limitations
780 raised. The scope of this study is limited to the region of Andalusia. Indeed, it would be advisable
781 to extend the study to a national level in order to find out the characteristics of chainsaw-related
782 accidents at work in Spain and worldwide. Comparisons could even be made between regions to
783 detect which of these records the largest number of accidents.

784 6. CONCLUSION

785 This paper has been a first step in the analysis of occupational accidents with chainsaws but it is
786 necessary to continue to further elaborate this research. First of all, by obtaining more information
787 about chainsaw operators, followed by the development of specific preventive measures which
788 allow for improving the health and safety of these workers, in order to reduce or eliminate
789 chainsaw accidents. Although the chainsaw is one of the most dangerous pieces of work
790 equipment, there are few specific regulations on its use at work and the training of chainsaw
791 operators. Consequently, it would be advisable to develop an international standard for the
792 training of these workers. To do this, it will be necessary to study what training these workers are
793 currently receiving and what their main shortcomings are, taking into account high numbers of
794 employee with a temporary job and seasonality. It is also necessary to promote and oblige the
795 use of personal protective equipment to reduce or eliminate injuries caused by cuts to any part of
796 the body, especially in the upper extremities. Also, the manufacturers of chainsaws should be
797 involved in the prevention of accidents at work when using their devices, especially in the safe
798 use that would prevent the loss of control of the chainsaw.

799
800 In addition, the results show that around 30% of injured workers related to the chainsaw in
801 Andalusia did not belong to the forestry or agricultural sector. This fact emphasizes the
802 importance of not only developing a training standard, but also applying it to any worker who uses
803 the chainsaw independently of the sector in which they work. Until now the problem has been
804 studied essentially in the forestry and agricultural sector. Therefore, it can be concluded that in
805 order to regulate the problem it is necessary to start by defining which workers are considered
806 chainsaw operators. The ideal would be to consider any worker who uses the chainsaw at work
807 regardless of the time or frequency of use, given the high risk of this work equipment.

808
809 Finally, the errors detected when filling in accident reports are highlighted. Therefore, the person
810 in charge of filling in the accident report should be trained in order to improve the quality of the
811 information recorded on accidents. Likewise, it would also be desirable to establish mechanisms
812 to help self-employed workers to report their accidents, preventing this information from being
813 lost. In fact, since 2019 in Spain it is compulsory for all self-employed to do so.

814 ACKNOWLEDGEMENTS

815 We acknowledge the support of the Regional Government of Andalusia for the information
816 provided. Also, we thank the support of ABA International and European Union Erasmus+
817 program, especially the project “Vocational Education & Training Standards in Agriculture,
818 Forestry & Environmental Safety at Heights” (Vet-Safety), in which the present study is included.
819 We are grateful for the support provided by University of Malaga. All of them have made our
820 research possible.

821 REFERENCES

- 822 Albizu, P. M., Tolosana, E., Ulecia, J., & Fernández, M. (2010). Diagnóstico de la seguridad en
823 los aprovechamientos forestales a partir de registros empresariales, bases de datos
824 oficiales y muestreos de campo. Propuestas de actuación. *Forest Systems*, 19(2), 221-233.
- 825 Albizu-Uriónabarrenetxea, P. M., Tolosana-Esteban, E., & Roman-Jordan, E. (2013). Safety and
826 health in forest harvesting operations. Diagnosis and preventive actions. A review. *Forest*
827 *Systems*, 22(3), 392–400. <https://doi.org/10.5424/fs/2013223-02714>
- 828 Allman, M., Jankovský, M., Allmanová, Z., Ferenčík, M., Messingerová, V., Vlčková, M., & Stoilov,
829 S. (2017). Work accidents during cable yarding operations in Central Europe 2006–
830 2014. *Forest Systems*, 26(1), 011.
- 831 Ambrosio Y, Tolosana E, Vignote S, Garasa M, (2001). Análisis de la seguridad y salud laboral
832 en los aprovechamientos forestales de cortas de clara en España. *Revista Chapingo. Serie*
833 *ciencias forestales y del ambiente*, 7: 55-65.
- 834 Axelsson, S. Å. (1998). The mechanization of logging operations in Sweden and its effect on
835 occupational safety and health. *Journal of Forest Engineering*, 9(2), 25-31.
- 836 Belbase, A., Sanzenbacher, G., & Gillis, C. M. (2015). Does age-related decline in ability
837 correspond with retirement age?. Center for Retirement Research at Boston College.
838 http://crr.bc.edu/wp-content/uploads/2015/09/wp_2015-24.pdf
- 839 Bentley, T. A., Parker, R. J., & Ashby, L. (2005). Understanding felling safety in the New Zealand
840 forest industry. *Applied Ergonomics*, 36(2), 165-175.
- 841 Bird, F.E., (1990). Liderazgo Práctico en el Control de Pérdidas. Internacional Loss Control
842 Institute, Longanville.
- 843 Brown, A. F. T. (1995). Chainsaw penetrating neck injury. *Journal of Accident and Emergency*
844 *Medicine*, 12, 134–137. Retrieved from
845 <http://emj.bmj.com/content/emj/12/2/134.full.pdf>
- 846 Bryson, A., & Forth, J. (2007). Are there day of the week productivity effects? London School of
847 Economics (MHRldp004). Retrieved from
848 <http://cep.lse.ac.uk/pubs/download/mhrldp0004.pdf>
- 849 Cabeças, J. M. (2007). An approach to health and safety in E.U. forestry operations – Hazards
850 and preventive measures. *Enterprise and Work Innovation Studies*, (3), 13–34.
- 851 Camino, M.A., Ritzel, D.O., Fontaneda, I. & Gonzalez-Alcantara, O.J. (2008). Construction
852 industry accidents in Spain. *Journal of Safety Research* 39(5), 497–507. DOI:
853 [10.1016/j.jsr.2008.07.006](https://doi.org/10.1016/j.jsr.2008.07.006)
- 854 Camino-Lopez, M.A., Fontaneda, I., Gonzalez-Alcantara, O.J. & Ritzel, D.O., (2011). The special
855 severity of occupational accidents in the afternoon: "The lunch effect". *Accid Anal Prev*
856 43(3): 1104–1116. <https://doi.org/10.1016/j.aap.2010.12.019>
- 857 Castillo, M. (2012). La cultura del olivo. Aspectos distintivos en el cultivo del olivar entre la región
858 de Umbría (Italia) y la provincia de Sevilla. *Espacio y Tiempo*, 26, 75-101.
- 859 Cividino, S. R. S., Gubiani, R., Pergher, G., Dll'Antonia, D., & Maroncelli, E. (2013). Accident
860 investigation related to the use of chainsaw. *Journal of Agricultural Engineering*, 44(2s).
- 861 Comisión Nacional de Seguridad y Salud en el Trabajo, (2006). Trabajos Forestales
862 [http://www.insht.es/InshtWeb/Contenidos/Instituto/Comision/GruposTrabajo/forestales_jun](http://www.insht.es/InshtWeb/Contenidos/Instituto/Comision/GruposTrabajo/forestales_jun_2006.pdf)
863 [2006.pdf](http://www.insht.es/InshtWeb/Contenidos/Instituto/Comision/GruposTrabajo/forestales_jun_2006.pdf)
- 864 Consejería de Agricultura, Pesca y Desarrollo Rural (2015). Plan Director del Olivar Andaluz.
865 Junta de Andalucía.
- 866 De Zwart, B. C., Frings-Dresen, M. H., & Van Dijk, F. J. (1996). Physical workload and the ageing
867 worker: a review of the literature. *International archives of occupational and environmental*
868 *health*, 68(1), 1-12.

928 Melemez, K. (2015). Risk factor analysis of fatal forest harvesting accidents: A case study in
929 Turkey. *Safety Science*, 79, 369–378. <https://doi.org/10.1016/j.ssci.2015.07.004>

930 Ministerio de Empleo y Seguridad Social (2015). Sistema Delt@. Guía de cumplimentación del
931 parte de accidente de trabajo (PAT). Ed. Subdirección General de Estadística, Secretaría
932 General Técnica.

933 Molinero-Ruiz, E., Pitarque, S., Fondevila-McDonald, Y., & Martin-Bustamante, M. (2015). How
934 reliable and valid is the coding of the variables of the European Statistics on Accidents at
935 Work (ESAW)? A need to improve preventive public policies. *Safety Science*, 79, 72-79.

936 Myers, J. R., & Fosbroke, D. E. (1994). Logging fatalities in the United States by region, cause of
937 death, and other factors—1980 through 1988. *Journal of Safety Research*, 25(2), 97-105.

938 Neely, G., & Wilhelmson, E. (2006). Self-reported incidents, accidents, and use of protective gear
939 among small-scale forestry workers in Sweden. *Safety science*, 44(8), 723-732.

940 Nieuwenhuis, M., & Lyons, M. (2002). Health and safety issues and perceptions of forest
941 harvesting contractors in Ireland. *International journal of forest engineering*, 13(2), 69-76.

942 Østensvik T, Veiersted KB, Cuchet E, Nilsen P, Hanse JJ, Carlzon C, Winkel J, (2008). A search
943 for risk factors of upper extremity disorders among forest machine operators: a comparison
944 between France and Norway. *Int J Ind Erg* 38: 1017-1027.

945 OSHA (2014). E-fact 29. Occupational safety and health in Europe's forestry industry.
946 [file:///Users/aalt/Downloads/E-fact_29 -
947 Occupational safety and health in Europes forestry industry.pdf](file:///Users/aalt/Downloads/E-fact_29_-_Occupational_safety_and_health_in_Europes_forestry_industry.pdf)

948 OSHA (2018). Fact Sheet. Working Safely with Chain Saws.
949 https://www.osha.gov/OshDoc/data_Hurricane_Facts/chainsaws.pdf

950 Parker, R., & Ashby, L. (2005). Chainsaw related injuries. COHFE Report Volume 6 No 1. ISSN
951 1174-1234

952 Peters, P. A. (1991). Chainsaw felling fatal accidents. *Transactions of the ASAE*, 34(6), 2600-
953 2608.

954 Reuhl, J., & Bratzke, H. (1999). Death caused by a chain saw – homicide, suicide or accident? A
955 case report with a literature review (with 11 illustrations). *Forensic Science International*,
956 105, 45–59. Retrieved from www.elsevier.com

957 Rikhardsson, P.M., Impgaard, M. (2004). Corporate cost of occupational accidents: an activity-
958 based analysis. *Accident Analysis & Prevention* 36, 173–182.

959 Robb, W., & Cocking, J. (2014). Review of European chainsaw fatalities, accidents and trends.
960 *Arboricultural Journal*, 36(2), 103–126. <https://doi.org/10.1080/03071375.2014.913944>

961 Salminen S, Klen T, Ojanen K, (1999). Risk taking and accident frequency among Finnish forestry
962 workers. *Safety Science* 33: 143-153.

963 Salguero-Caparros, F., Suarez-Cebador, M., & Rubio-Romero, J. C. (2015). Analysis of
964 investigation reports on occupational accidents. *Safety science*, 72, 329-336.

965 Servicio Público de Empleo Estatal. Observatorio de las ocupaciones. (2015). Los perfiles de la
966 oferta de empleo 2015. Ed. Servicio Público de Empleo Estatal, Madrid.
967 http://www.sepe.es/contenidos/que_es_el_sepe/publicaciones/publicaciones.html

968 Shaffer, R. M., & Milburn, J. S. (1999). Injuries on feller-buncher/grapple skidder logging
969 operations in the Southeastern United States. *Forest products journal*, 49(7/8), 24.

970 Stadlmann, H. (1991). Motorsägen – Unfallanalyse 1990/91 (Chainsaws – Analysis of Accidents
971 1990/91). SVB, Wien, 16 pp.

972 Thelin, A. (2002). Fatal accidents in Swedish farming and forestry, 1988–1997. *Safety Science*,
973 40(6), 501–517. [https://doi.org/10.1016/S0925-7535\(01\)00017-0](https://doi.org/10.1016/S0925-7535(01)00017-0)

974 Thompson, R.C., Hilton, T.F., Witt, L.A., (1998). Where the safety rubber meets the shop floor: a
975 confirmatory model of management influence on workplace safety. *Journal of Safety
976 Research*, volume 29, 15–24.

977 Tsioras, P. A., Rottensteiner, C., & Stampfer, K. (2014). Wood harvesting accidents in the
978 Austrian State Forest Enterprise 2000-2009. *Safety Science*, 62, 400–408.
979 <https://doi.org/10.1016/j.ssci.2013.09.016>

980 Wang, J., Bell, J. L., & Grushecky, S. T. (2003). Logging injuries for a 10-year period in Jilin
981 Province of the People's Republic of China. *Journal of safety research*, 34(3), 273-279.

982 Wettmann, O. (2005). Berufsunfaelle in Forstbetrieben 2003 (Occupational Accidents in Forest
983 Enterprises for the Year 2003). SUVA, Luzern. 26 pp.

984 Wilmsen, C., Bush, D., & Barton-Antonio, D. (2015). Working in the Shadows: Safety and Health
985 in Forestry Services in Southern Oregon. *Journal of Forestry*, 113(3), 315-324.

986 Williamson, A., Feyer, A.M., (1998). The Causes of Electrical Fatalities at Work. *Journal of Safety
987 Research* 29, 187–196.