

PARTNERS' INDEPENDENCE IN CORE DISCUSSION NETWORKS. NATIVE ENDOGAMOUS, FOREIGN-BORN ENDOGAMOUS AND MIXED COUPLES IN SPAIN

Verónica de Miguel-Luken (vdmiguel@uma.es)

4th European Conference on Social Networks

Zurich, September 2019



ÁREA DE SOCIOLOGÍA
UNIVERSIDAD DE MÁLAGA

Research developed under the framework programmes: I+D+i FEDER Andalucía 2014-2020, funded by the European Union (UMA18-FEDERJA-103), I+D+i programme (CSO2017-86349-P), funded by the Ministry of Science, Innovation and Universities, and the project GESTIM, funded by the BBVA Foundation (2018 call).

DATA STRUCTURE

COUPLE

(2nd level)

(1st level)


Initial sample (with cohabitant partner)
n=3,309




Sample of partners
n=2,300



Elicited alters
(max. 5)



A 3rd level
(alter) could
be
considered
for other
analysis




OBJECTIVES

- To study the **role of the partner** in **core discussion networks** according to type of couple: native endogamous, immigrant endogamous or mixed.
- To analyse the level of “**relational vulnerability**” in case of couple break up.
- Various approaches to “relational vulnerability” are used:
 1. The **only** elicited **alter** is the **partner**
 2. **Partner’s degree centrality** (both for the relationship: ‘know each other’ and ‘strong ties’)
 3. Number (and proportion) with whom ego **communicates face to face** (as a proxy to distance)
 4. Number (and proportion) of **independent** (non shared) **alters**
 5. **Density** for the whole network and just for strong ties.

DATA STRUCTURE

COUPLE

(2nd level)



(1st level)


Initial sample (with cohabitant partner)
n=3,309




Sample of partners
n= 2,300



Elicited alters
(max. 5)



A 3rd alter level could be considered for other analysis



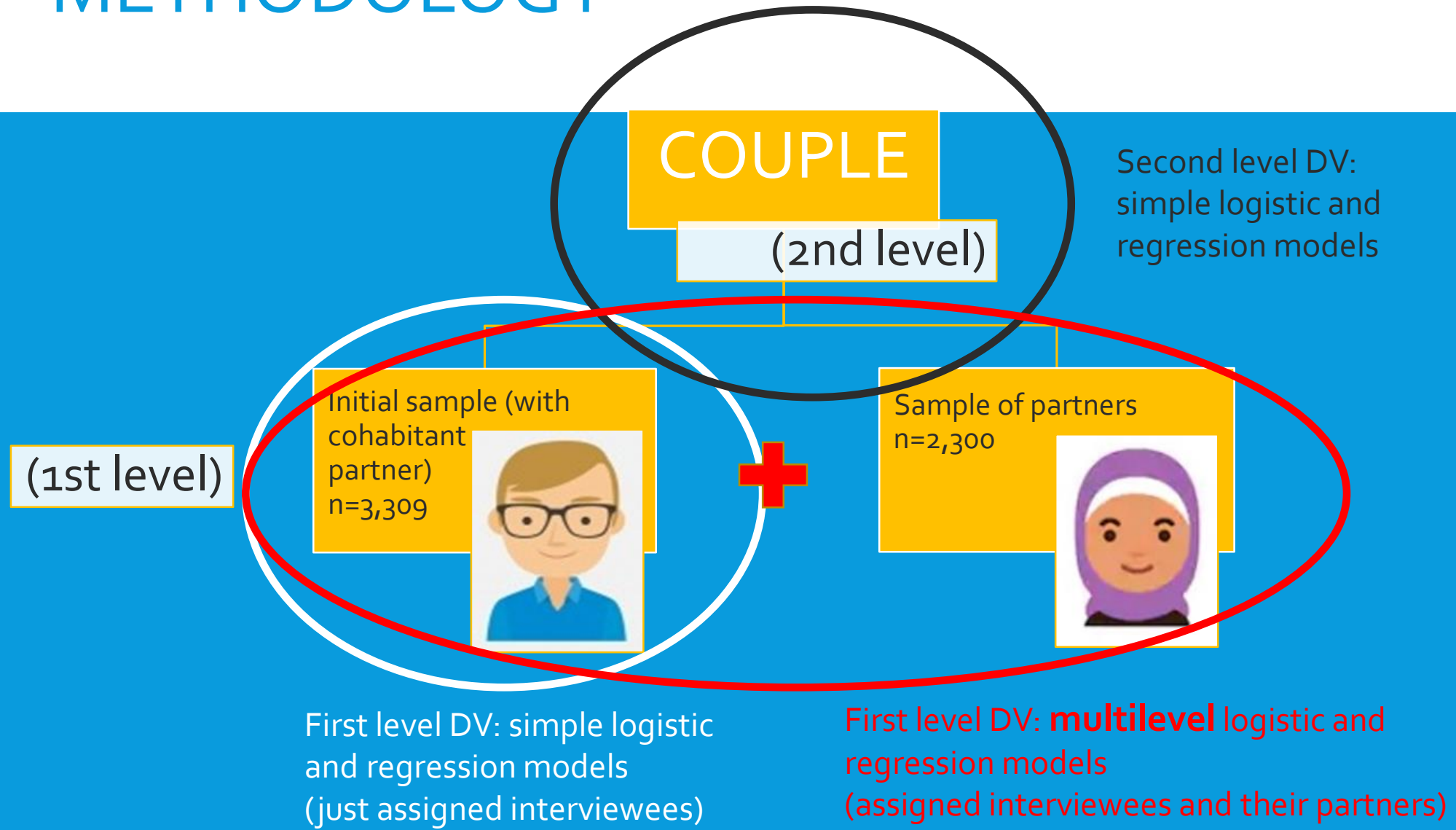
HYPOTHESES

In general, **RELATIONAL VULNERABILITY** is expected to be **HIGHER** in **IMMIGRANT ENDOGAMOUS** couples

- H1. The probability of the partner being the only alter is higher for immigrant population
- H2. Density is higher in native endogamous couples (alters are more likely to share social context)
- H3. There are more alters with whom communication is not face to face in endogamous couples' networks or in the networks of the immigrant member of mixed couples.
- H4. Partner's degree centrality is lower in mixed couples.
- H5. Number of non-shared alters is higher for mixed couples, and lower in immigrant endogamous couples.

	All topics discussed with partner	partner only alter	density	Alters with commun. face to face	Partner's degree centrality	No. independent alters
Spanish endogamous			+			
Mixed couples		+ (immigrant partner)		- (immigrant partner)		+
Immigrant endogamous	+	+	-	--	+	-

METHODOLOGY



DESCRIPTIVE RESULTS

COUPLE LEVEL

	Both partners discuss all topics between them	Just one of the partners mention the other
Spanish endogamous	20.39%	35.44%
Mixed couples	19.35%	42.47%
Immigrant endogamous	15.31%	33.01%

INDIVIDUAL LEVEL

	all topics discussed with partner	partner only alter	No. of elicited alters	density	density (strong ties)	alters with commun. face to face	partner's degree centrality	no. independent alters (without partner)
	percentages		mean (std. error)					
Spanish endogamous	38.64%	9.98%	4.30 (.09)	.75 (.01)	.57 (.01)	2.9 (.03)	1.70 (.03)	.43 (.02)
Mixed couples	44.19%	8.83%	4.29 (.31)	.75 (.03)	.52 (.03)	2.8 (.11)	1.65 (.11)	.38 (.08)
Immigrant endogamous	33.03%	12.09%	3.48 (.20)	.71 (.03)	.51 (.03)	2.4 (.10)	1.42 (.10)	.42 (.08)

MULTIVARIATE MODELS: DV FIRST LEVEL

	Partner in the network	Partner with whom all topics are discussed		Partner in the network	Partner with whom all topics are discussed
Spanish endogamous			Spanish endogamous		
Mixed couple			Spanish mixed		
Immigrant endogamous	-.792*	-.885**	Rest of Europe... endogamous		
Spain			Rest of Europe... mixed		
Rest of Europe, North America and Oceania			Maghreb endogamous	-1.482**	-1.068*
Maghreb			Maghreb mixed		
Latin-America			Latin-American endog.	-.844**/-.467*	-1.106**/-.589**
Other			Latin-American mixed		
			Other endog.		
			Other mixed		

Controlled for age, sex, academic attainment, children at home, labor situation, homework division, income administration, years living together. *P<.1, **P<.05

	Partner is the only elicited alter	Density	Density (strong ties)		Partner is the only elicited alter	density	Density (strong ties)
Spanish endogamous				Spanish endogamous			
Mixed couple				Spanish mixed			
Immigrant endogamous				Rest of Europe... endogamous			
Spain				Rest of Europe... mixed	.838*	-.130*	-.094*
Rest of Europe, North America and Oceania				Maghreb endogamous	.933*	-.160*	-.210**
Maghreb			-.213**	Maghreb mixed			-.212**
Latin-America				Latin-American endog.			
Other		-.206**		Latin-American mixed			
				Other endog.	1.936*	-.317**	
				Other mixed			

Controlled for age, sex, academic attainment, children at home, labor situation, homework division, income administration, years living together. *P<.1, **P<.05

	No. alters: face to face commun.	Proportion alters: face to face commun.	Partner's degree centrality	Partner's degree centrality (strong ties)		No. alters: face to face commun.	Proportion alters: face to face commun.	Partner's degree centrality	Partner's degree centrality (strong ties)
Spanish endogamous					Spanish endogamous				
Mixed couple		.037**	-.212*	-.246**	Spanish mixed		.037**	-.211*	-.244**
Immigrant endogamous					Rest of Europe... endogamous	-.522**/ -.691**	-.111**/ -.116**	-.286*/ -.340*	-.323*/ -.387**
Spain					Rest of Europe... mixed	-.460**/ -.624**	-.092**	-.546**	-.410**/ -.601**
Rest of Europe, North America, Oceania	-.432**/ -.602**	-.112**/ -.150**		-.406**	Maghreb endogamous	-.709**/ -.733**	-.123**	-.782**/ -.875**	-.750**/ -.856**
Maghreb	-.643**/ -.623*	-.152**/ -.126**	-.531**/ -.742**	-.667**/ -.885**	Maghreb mixed		-.217**/ -.175**	-1.086**	-.945*/ -1.172**
Latin-America	-.459**/ -.496**	-.100**/ -.138**			Latin-American endog.	-.483**/ -.556**	-.080**/ -.066**	-.295**/ -.363**	-.284*
Other	-.956**/ -.921**	-.115*			Latin-American mixed	-.585**/ -.584**	-.106**/ -.136**	-.358**	-.423**/ -.534*
					Other endog.	-1.300**/ -1.304**		-.871**/ -.754*	-.658*/ -.544*
					Other mixed				

Controlled for age, sex, academic attainment, children at home, labor situation, homework division, income administration, years living together. *P<.1, **P<.05

	Number of independent alters	Proportion independent alters
Spanish endogamous		
Mixed couple	-.302**	-.047*
Immigrant endogamous	-.364**	-.063*
Spain		
Rest of Europe, North America and Oceania		
Maghreb		
Latin-America		
Other		

Controlled for age, sex, academic attainment, children at home, labor situation, homework division, income administration, years living together. *P<.1, **P<.05

RESULTS: DV AT COUPLE LEVEL

Few significant results:

- Both partners mention each other as the only alter
 - Other endogamous: (coef= 2.229)
- Both partners discuss about everything between them
 - Immigrant endogamous: coef= -.622
 - Rest of Europe endogamous: coef=-.654
 - Maghreb endogamous: coef:-1.365

CONCLUSIONS

- The probability of the **partner being the only alter** is higher in the networks of people born in Europe and North America in mixed couples and endogamous Maghrebian couples (H1 partially confirmed). - **higher vulnerability**
- Also for these groups **density** is lower (together with mixed Maghrebians) (H2 partially confirmed) – **lower vulnerability**
- People from Maghreb and other origins (rest of Africa, Asia) in endogamous couples have the lowest probability of alters with whom they communicate **face to face** (H3 partially confirmed) – **higher vulnerability**
- **Partner's degree centrality** is significantly lower for Maghreb and other endogamous and Maghrebians in mixed couples (H4 rejected) – **lower vulnerability**
- The number of **independent alters** is lower for mixed couples and especially for immigrant endogamous (H5 partially confirmed) – **higher vulnerability**.