

Spanish and Chilean Standardizations of the Personality Assessment Inventory: the Influence of Sex

Margarita Ortiz-Tallo¹, Violeta Cardenal², Marta Ferragut¹ and Pablo Santamaría³

¹ *Universidad de Málaga (Spain)*

² *Universidad Complutense de Madrid (Spain)*

³ *TEA Ediciones (Spain)*

Abstract

There is growing interest in the adaptation of psychological questionnaires in different countries, due to the need for cross-cultural research using the same tests adapted to diverse populations. This paper presents the standardization of the Personality Assessment Inventory (PAI; Morey, 1991, 2007) in Spain and Chile (both Spanish-speaking countries). The Spanish sample was made up of 940 people (461 men and 479 women), and the Chilean sample of 569 people (231 men and 338 women). Results revealed that the Chilean means were higher than those of the Spanish sample at confidence level 99.9%, although the associated effect sizes were generally small to moderate (partial eta squared between 0.008 and 0.187). Sex differences in the variables evaluated were commented on, and the importance of cross-cultural research and the influence of sex on personality and psychopathology variables were discussed.

Keywords: questionnaire adaptation, cross-cultural studies, sex differences, Personality Assessment Inventory.

The adaptation of high quality psychological assessment instruments to different languages and countries is relevant for several reasons: it produces good questionnaires, independent of the language and country for which they were designed; it aids global investigation and the collection of extensive samples from different cultures; and it promotes cross-cultural research and facilitates comparative studies using the same scientific language (Dufey, Fernández, & Morgues, 2011; Groves & Engel, 2007).

The Personality Assessment Inventory (PAI) was designed by Leslie Morey in 1991 to assess personality and psychopathology and was revised in 2007. It is considered one of the most relevant questionnaires in clinical and forensic assessment in the United States (Belter & Piotrowski, 2001; Lally, 2003). The PAI's usefulness as a tool is credited to its accessibility from any educational level, its contemporary conceptualization of diverse diagnoses, and its consideration of treatment-related aspects (Kurtz & Blais, 2007).

Adaptations of the PAI To date, various adaptations of the PAI have been carried out in the United States, Germany, and Greece to produce good and adequate psychometric indexes. In Spain, it was adapted in 2011 by a mixed University-Enterprise team with the collaboration of the Universidad de Malaga, the Universidad Complutense de Madrid, and the TEA Ediciones Enterprise (Ortiz-Tallo, Santamaría, Cardenal, & Sánchez, 2011). In Chile, the adaptation was concluded in 2012, following the same steps as for the Spanish version and with the same translation and review of the questionnaire (Cancino, Ortiz-Tallo, Santamaría, & Cardenal, in press).

In Spain, the results obtained by Ortiz-Tallo et al. (2011) revealed some differences from the original American sample on the scales of Anxiety (ANX), Paranoia (PAR), Treatment Rejection (RXR) and Warmth (WRM). For the first three scales, the Spanish adaptation sample achieved higher scores than the original American sample. In the case of Warmth, the results were reversed and the Spanish adaptation obtained lower scores than the American sample.

The German adaptation of the PAI (Groves & Engel, 2007) achieved similar results. Higher scores were observed in Anxiety (ANX; Cohen's $d = -0.15$), Paranoia (PAR; Cohen's $d = -0.43$) and Treatment Rejection (RXR; Cohen's $d = -0.47$) and lower scores in Warmth (WRM; Cohen's $d = -0.25$) compared with U.S. normative values. The German adaptation also obtained higher scores than the U.S. on the Positive Impression validity scale (PIM; Cohen's $d = -0.38$) as well as on the clinical scales of Somatic Complaints (SOM; Cohen's $d = -0.22$) and Depression (DEP; Cohen's $d = -0.30$).

The internal consistency of the two versions, German and American, showed a similar pattern. Low alphas for the Validity scales and mostly high alphas for Clinical, Treatment, and Interpersonal scales were found in both German and American populations. For some scales, however, differences between the two

countries were observed, in particular for Drug problems (DRG), and Treatment Rejection (RXR). Both scales produced smaller alpha coefficients for the German sample (Groves & Engel, 2007).

The Greek adaptation of the PAI obtained similar results (Lyrakos, 2011). The comparison of the alpha coefficients between the American and the Greek standardization samples did not present significant differences with the exception of Obsessive-Compulsive (ARD-O), Phobias (ARD-P), Activity Level (MAN-A), Psychotic Experiences (SCZ-P), and Self-Harm (BOR-S), where the reliability was significantly higher in the Greek sample. The subscale Obsessive-Compulsive (ARD-O) obtained the lowest alpha.

Two scales varied greatly from U.S. results. The first one was related to the treatment consideration section, Nonsupport (NON), where the Greeks obtained 16 points lower than the Americans, and the second one was the Warmth (WRM) scale, related to personality traits, which was 10 points lower in the Greek standardization sample compared to the U.S. sample. No values concerning the size of these differences (for example, Cohen's *d*) are reported in this study.

Finally, there were also three subscales that showed differences with the Americans: Affective Instability (BOR-A) where the Greeks obtained a higher result by 8 points, Negative Relationships (BOR-N) where they obtained a lower result by 10 points, and Egocentricity (ANT-E) where their result was lower by 6 points.

Gender differences

The study of sex differences in personality and clinical disorders is considered very important in determining possible cross-cultural influences reflecting idiosyncratic aspects of different countries. Lippa (2010) analyzed data from men and women of 53 nationalities, by means of the International Personality Item Pool (IPIP); it was found that women scored higher in Extraversion, Warmth, and Neuroticism. Booth and Irwin (2011) recently carried out a study and found that men scored lower in Warmth and Sensitivity and higher in Dominance than women.

With regard to personality disorders, histrionic, borderline, and dependent disorders were diagnosed more frequently in women (Johnson et al., 2003). Men were diagnosed more frequently with antisocial features and antisocial personality disorder (Loinaz, Ortiz-Tallo, & Ferragut, 2012; Loinaz, Ortiz-Tallo, Sánchez, & Ferragut, 2011). Prevalence studies in different countries have found significant inter-sex differences in the ubiquity of personality disorders (Adel, Grimm, Mogge, & Sharp, 2006; Furnham & Trickey, 2011).

Sex differences are also found in the most frequently studied clinical disorders. On the one hand, there is a consensus in the scientific community that women are more likely than men to develop an anxiety disorder during their lifetime

(Angst & Dobler-Mikola, 1985; Bruce et al., 2005; Regier, Narrow, & Rae, 1990). When the diverse anxiety disorders reflected in the Diagnostic and Statistical Manual of Mental Disorders, 5th edition (DSM-5; American Psychiatric Association, 2003) are specified, sex differences are also consistently obtained across research history in different cultures and nations (Breslau, Davis, Andresky, Peterson, & Schultz, 1997; McLean, Asnaani, Litz, & Hofmann, 2011). On the other hand, during their entire life span, women also present with more depression; this commonly emerges in adolescence and is maintained throughout adulthood (Cyranoski, Frank, Young, & Shear, 2000; Sweeting & West, 2003). In contrast, alcohol and drug abuse are consistently linked to males, and much less frequently to females (Kessler et al., 1994; Ortiz-Tallo, Cardenal, Ferragut, & Cerezo, 2011).

In some studies with large samples, researchers concluded that women present personality traits that include patterns of surrender, submission, and withdrawal (Cerezo, Ortiz-Tallo, & Cardenal, 2009; Millon & Davis, 1996). In men, patterns of low warmth and low empathy in interrelationships were more frequent (Costa, Terracciano, & McCrae, 2001; Lippa, 2010; Mestre, Frías, & Samper, 2004; Schmitt, Realo, Voracek, & Allik, 2008), and were commonly related to antisocial personality disorder (Cale & Lilienfeld, 2002; Ortiz-Tallo et al., 2011). Such patterns are also congruent with the narcissistic and paranoid profile, which, in turn, is habitually associated with alcohol or substance abuse (Loinaz, Echeburúa, & Torrubia, 2010; Ortiz-Tallo, Fierro, Blanca, Cardenal, & Sánchez, 2006).

Hence, many scientific studies have systematically revealed sex differences in some traits and personality disorders as well as in the prevalence of certain clinical disorders. These results have even been found in investigations involving different cultures (Lippa, 2010).

The above-mentioned results are consistent with research on Spanish speaking populations that use personality inventories, such as the Millon Clinical Multiaxial Inventory (MCMI-III; Millon, Davis, & Millon, 1997). There too, women scored higher in borderline personality traits, depression, anxiety, and post-traumatic stress disorder and significantly lower in antisocial personality traits, drug problems, and thought disorders than men (Ortiz-Tallo et al., 2011).

Currently, there are no studies that have considered the analysis of gender differences using the PAI. This makes this work a pioneering study and we hope it will be the first of a large series of PAI gender-based studies.

This work has the following goals:

Goal 1: To analyze the two standardization samples (Spanish and Chilean) and the differences between them using the PAI scales and subscales.

Goal 2: To study the possible differences in all these variables as a function of the interaction of sex and country (Spain and Chile).

Method

Participants

Table 1 presents the demographic characteristics of each sample (Spanish and Chilean). The collection of both samples was designed to be representative of the adult population in each country. The official population for both countries was consulted, including the corresponding geographic divisions. Age and sex were considered as stratification variables. This was done to ensure a representative sample in each country.

Instrument

We used the Personality Assessment Inventory (PAI; Morey, 1991, 2007) translated and adapted to Spanish by Ortiz-Tallo, Santamaría, Cardenal, and Sánchez (2011) in its entire 344-item version. Items were rated as: TF (totally false), ST (slightly true), MT (mainly true) and VT (very true). These responses provided a raw score that was subsequently transformed into T scores in order to compare them with the normative sample for interpretation.

The PAI was designed to assess personality and psychopathology. The 344 items are distributed in 22 scales: 4 validity scales, 11 clinical scales, 5 treatment related scales, and 2 scales assessing interpersonal relation styles. In turn, 10 of these scales are made up of 3 or 4 subscales focused on the assessment of more concrete aspects of each construct (Morey, 2007). The PAI profile also presents 10 complementary indexes, underlining critical items.

In order to examine internal consistency, alpha coefficients for each scale and subscale in both samples are presented in Tables 2 and 3.

Procedure

Standardization samples should be representative of the target population for each inventory. The collection and classification of both samples, Spanish and Chilean, were designed for this purpose.

Official proportions of regional populations were taken into account when collecting the samples. Age and sex were considered as stratification variables, and information about marital status, educational level, and occupational activity was also collected.

More than 100 psychologists in both countries collaborated on the study, they were previously counseled and trained to collect data and to obtain the results telematically. The psychologists were recruited from different geographical areas of each country to allow easier access to the sample population in each area.

A total of 2435 valid cases from the normal population of the two countries were collected. According to the stratification variables considered, two sets of cases were selected, one of 940 cases from 17 Spanish Autonomous Communities and one of 685 cases from 13 Chilean regions.

Table 1. Demographic characteristics of Spanish and Chilean samples (gender, age, marital status, educational level and employment status)

		Spanish sample (N = 940)	Chilean sample (N = 569)
Gender	Male	51%	40.6%
	Female	49%	59.4%
Age	Mean	34.44	29.85
	Standard Deviation	13.29	11.73
Marital status	Married or living with partner	46.7%	25.7%
	Single	43.8%	67.5%
	Separated or divorced	5.9%	5.8%
	Widowed	3.1%	0.7%
Educational level	Higher studies	44.1%	76.3%
	Secondary studies	34.9%	19.2%
	Primary studies or no studies	21.1%	4.2%
Employment status	Employed at the time of the study	58.3%	43.6%
	Students	20.1%	46.4%
	Unemployed	8.2%	4.6%
	Housekeepers	7.5%	3.3%
	Retired	3.3%	1.2%

Table 2. Alpha coefficients for each scale in both samples (Spanish and Chilean)

Scales	<i>Alpha for Spanish sample</i>	<i>Alpha for Chilean sample</i>
Somatic Complaints (SOM)	.87	.86
Anxiety (ANX)	.89	.85
Anxiety-related Disorders (ARD)	.82	.79
Depression (DEP)	.86	.85
Mania (MAN)	.79	.79
Paranoia (PAR)	.84	.78
Schizophrenia (SCZ)	.79	.79
Borderline features (BOR)	.84	.84
Antisocial features (ANT)	.76	.77
Alcohol problems (ALC)	.72	.83
Drug problems (DRG)	.64	.72
Aggression (AGG)	.83	.80
Suicidal Ideation (SUI)	.81	.84
Stress (STR)	.67	.66
Nonsupport (NON)	.66	.68
Treatment Rejection (RXR)	.75	.72
Dominance (DOM)	.68	.70
Warmth (WRM)	.73	.67

Table 3. Alpha coefficients for each subscale in both samples (Spanish and Chilean).

Subscales	<i>Alpha for Spanish sample</i>	<i>Alpha for Chilean sample</i>
Conversion (SOM-C)	.70	.74
Somatization (SOM-S)	.70	.70
Health Concerns (SOM-H)	.74	.65
Cognitive (ANX-C)	.73	.65
Affective (ANX-A)	.76	.64
Physiological (ANX-P)	.71	.67
Obsessive-Compulsive (ARD-O)	.63	.60
Phobias (ARD-P)	.60	.53
Posttraumatic Stress (ARD-T)	.85	.84
Cognitive (DEP-C)	.67	.70
Affective (DEP-A)	.74	.71
Physiological (DEP-P)	.72	.65
Activity Level (MAN-A)	.56	.54
Grandiosity (MAN-G)	.69	.68
Irritability (MAN-I)	.77	.77
Hypervigilance (PAR-H)	.70	.61
Persecution (PAR-P)	.72	.71
Resentment (PAR-R)	.64	.47
Psychotic Experiences (SCZ-P)	.60	.60
Social Detachment (SCZ-D)	.74	.68
Thought Disorder (SCZ-T)	.70	.71
Affective Instability (BOR-A)	.71	.68
Identity Problems (BOR-I)	.64	.64
Negative Relationships (BOR-N)	.54	.54
Self-Harm (BOR-S)	.61	.59
Antisocial Behaviors (ANT-A)	.64	.68
Egocentricity (ANT-E)	.46	.52
Stimulus-Seeking (ANT-S)	.61	.57
Aggressive Attitude (AGG-A)	.74	.69
Verbal aggression (AGG-V)	.59	.43
Physical aggression (AGG-P)	.66	.69

Results

Various 2 x 2 analyses of variance for each dependent variable were applied, using Sex (men and women) and Country (Spain and Chile) as independent variables. The dependent variables were each one of the PAI scales. The confidence level was set at 99.9%. Tables 4 and 5 show the means and standard deviation T-scores obtained by the two standardization samples (Spanish and Chilean), the ANOVA F statistics with its significance, and the effect size (partial eta-square) of the difference in the PAI scales and subscales, both for main effects (Gender and Country) and for the interaction between them.

Differences between the Spanish and Chilean

Standardizations Main effects between the two samples (Chilean and Spanish) showed statistical differences for many of the scales and subscales. No significant differences were observed between the samples in Depression (DEP), Treatment Rejection (RXR,) and Warmth Scale (WRM) or the subscales of Somatization (SOM-S), Affective Anxiety (ANX-A), Physiological anxiety (ANX-P), Resentment (PAR-R), Affective Instability (BOR-A), and Verbal Aggression (AGG-V). Although significant, some of the differences did not reach the alpha level required, such as Somatic Complaints (SOM), Anxiety (ANX), and the subscales of Conversion (SOM-C), Cognitive Anxiety (ANX-C), Physiological Anxiety (ANX-P), Obsessive-Compulsive (ARD-O), Phobias (ARD-P), Affective Depression (DEP-A), and Identity Problems (BOR-I). In contrast, all the remaining variables showed significant differences at the 0.001 level.

The magnitude of the difference in the Mania Scale (MAN) was large, especially in the Grandiosity subscale (MAN-G). Moderate differences were observed in Antisocial Features (ANT), Alcohol Problems (ALC), and Dominance (DOM), as well as in the subscales Activity Level (MAN-A), Hypervigilance (PAR-H), Persecution (PAR-P), Self-Harm (BOR-S) and Egocentricity (ANT-E). In all these scales, the Chileans obtained higher scores than the Spaniards.

Gender differences

Main effects of the difference between men and women showed statistical differences in the general sample (Chilean and Spanish population). With regard to scales, significant differences were found in Somatic Complaints (SOM), Anxiety (ANX), Anxiety-related Disorders (ARD) and Depression (DEP), where women had higher scores. On the other hand, men scored higher in Antisocial features (ANT), Alcohol problems (ALC), and Treatment Rejection (RXR) scales.

For the subscales, women obtained higher scores in all those related to somatic complaints, in all subscales included in anxiety, in all the anxiety-related disorders excepting Obsessive-compulsive subscale (ARD-O), in Physiological depression (DEP-P), and in Identity problems (BOR-I). On the other hand, men scored higher in the subscale Grandiosity (MAN-G), in Social Detachment (SCZ-D), all the subscales included in antisocial features, and in the subscale Physical aggression (AGG-P).

Differences as a Function of Sex and Country

With the confidence level set at 99.9%, the variables that revealed a significant interaction between sex and country were: Anxiety (ANX), $F(1, 1505) = 12.36, p < .001$, and Antisocial Features (ANT), $F(1, 1505) = 14.90, p < .001$, and the subscales of Affective Anxiety (ANX-A), $F(1, 1505) = 15.48, p < .001$, Grandiosity (MAN-G), $F(1, 1505) = 12.97, p < .001$, and Antisocial Behaviors (ANT-A), $F(1, 1505) = 13.31, p < .001$.

For the variable Anxiety (ANX), as shown in Figure 1, we found sex differences in the Spanish sample, $F(1, 1505) = 58.45, p < .001$, with Spanish women scoring higher than men ($M = 52.36$ and $M = 47.55$, respectively). This was not observed for Chilean women. However, for males, there were differences between Spaniards and Chileans, $F(1, 1505) = 31.13, p < .001$, with Chilean men ($M = 50.57$) scoring higher than Spanish men. This difference was not found between the women of the two countries.

With regard to the Antisocial Features scale (ANT), there were inter-sex differences in the Spanish sample, $F(1, 1505) = 88.73, p < .001$, where Spanish men scored higher than women ($M = 53.14$ and $M = 46.97$, respectively). This was not observed with Chilean men. With regard to country, Chilean men and women ($M = 56.49$ and $M = 54.54$, respectively) both scored higher than Spanish men and women, $F(1, 1505) = 3.87, p < .001$ and $F(1, 1505) = 128.51, p < .001$, respectively, for men and women. These results can be seen in Figure 2.

With regard to the Affective Anxiety subscale (ANX-A), as shown in Figure 3, there were sex differences in the Spanish sample, $F(1, 1505) = 76.96, p < .001$, where women presented higher levels than men ($M = 52.63$ and $M = 47.26$, respectively for women and men), but such sex differences were not observed in the Chilean sample. With regard to country, there were differences between Spanish and Chilean men, $F(1, 1505) = 28.82, p < .001$, with Chilean men scoring higher ($M = 49.86$) than Spanish men. There were also significant differences among the women of the two countries, $F(1, 1505) = 8.99, p < .001$, with Spanish women scoring higher than Chilean women ($M = 51.26$).

Figure 4 shows the results of the Grandiosity subscale (MAN-G), which yielded sex differences in the Spanish sample, $F(1, 1505) = 60.67, p < .001$, where men presented higher levels than women ($M = 52.55$ and $M = 47.54$, respectively). This did not occur in the Chilean sample. With regard to country, Chilean men and women ($M = 60.74$ and $M = 59.66$, respectively) both scored higher than Spanish men and women, $F(1, 1505) = 70.40, p < .001$ and $F(1, 1505) = 299.79, p < .001$, respectively, for men and women.

Lastly, with regard to the Antisocial Behaviors subscale (ANT-A), there were sex differences in the Spanish sample, $F(1, 1505) = 86.43; p < .001$, with men scoring higher than women ($M = 53.09$ and $M = 47.02$, respectively). This did not occur in the Chilean sample.

With regard to country, there were differences between the Spanish and Chilean women, $F(1, 1505) = 74.41, p < .001$, with Chilean women ($M = 52.55$) obtaining higher scores than Spanish women. No significant differences were found among the men of the two countries. These data are given in Figure 5.

Table 4. Means and (Standard Deviations) of the T-Scores in the Scales of Spanish and Chilean samples, ANOVA F statistical and the Magnitude of the Effect Size (partial eta-square) for Country main effects, Gender main effects and Gender/country interaction

Scales	<i>M (SD) of the T-Score of the Chilean standardization sample</i>			<i>M (SD) of the T-Score of the Spanish standardization sample</i>			<i>F and (partial eta-square) Country main effects</i>	<i>F and (partial eta-square) Gender main effects</i>	<i>F and (partial eta-square) gender/country interaction</i>
	Men	Women	Total	Men	Women	Total			
Somatic Complaints (SOM)	50.0 (9.2)	53.3 (10.9)	51.98 (10.3)	48.7 (9.5)	51.3 (10.5)	50.0 (10.0)	9.84** (.006)	29.58*** (.019)	0.44 (< .001)
Anxiety (ANX)	50.6 (9.3)	51.8 (9.5)	51.28 (9.4)	47.6 (9.1)	52.4 (10.2)	50.0 (10.0)	5.52** (.004)	33.70*** (.022)	12.37*** (.008)
Anxiety-related Disorders (ARD)	51.6 (9.1)	53.4 (10.3)	52.64 (9.8)	47.5 (9.3)	52.5 (10.1)	50.0 (10.0)	23.08*** (.015)	39.85*** (.026)	8.50** (.006)
Depression (DEP)	48.9 (9.8)	51.5 (10.8)	50.97 (10.4)	48.2 (9.1)	51.8 (10.5)	50.0 (10.0)	2.71 (.002)	19.55*** (.013)	4.74** (.003)
Mania (MAN)	58.6 (10.7)	57.9 (10.7)	58.22 (10.7)	50.9 (10.5)	49.1 (9.5)	50.0 (10.0)	224.67*** (.130)	4.58* (.003)	1.14 (.001)
Paranoia (PAR)	54.6 (10.1)	53.6 (10.1)	54.00 (10.1)	49.9 (10.5)	50.1 (9.5)	50.0 (10.0)	57.73*** (.037)	0.72 (< .001)	1.29 (.001)
Schizophrenia (SCZ)	53.9 (10.9)	53.6 (11.6)	53.71 (11.3)	50.0 (10.3)	50.0 (9.7)	50.0 (10.0)	43.58*** (.028)	0.03 (< .001)	0.10 (< .001)
Borderline features (BOR)	52.4 (10.5)	53.7 (11.8)	53.91 (11.2)	49.4 (10.5)	50.6 (9.5)	50.0 (10.0)	29.93*** (.020)	4.83* (.003)	0.001 (< .001)
Antisocial features (ANT)	56.5 (10.9)	54.5 (11.4)	55.33 (11.1)	53.0 (10.7)	47.0 (8.3)	50.0 (10.0)	99.84*** (.062)	55.34*** (.035)	14.90*** (.010)
Alcohol problems (ALC)	58.1 (14.2)	54.8 (14.9)	56.15 (14.5)	52.4 (11.6)	47.7 (7.4)	50.0 (10.0)	102.13*** (.064)	40.41*** (.026)	1.38 (.001)
Drug problems (DRG)	54.3 (10.7)	53.8 (10.7)	54.02 (10.6)	51.2 (10.9)	48.9 (8.9)	50.0 (10.0)	54.05*** (.035)	6.27* (.004)	2.79 (.002)
Aggression (AGG)	53.1 (10.3)	52.0 (10.5)	52.44 (10.4)	50.4 (10.3)	49.6 (9.7)	50.0 (10.0)	21.63*** (.014)	2.68 (.002)	0.10 (< .001)
Suicidal Ideation (SUI)	54.3 (13.9)	55.0 (14.6)	54.72 (14.3)	49.9 (10.4)	50.1 (9.6)	50.0 (10.0)	53.84*** (.035)	0.47 (< .001)	0.19 (< .001)
Stress (STR)	52.9 (11.0)	53.5 (11.1)	53.26 (11.0)	49.5 (10.3)	50.5 (9.7)	50.0 (10.0)	33.04*** (.021)	1.78 (.001)	0.08 (< .001)
Nonsupport (NON)	52.6 (11.4)	51.6 (11.6)	52.01 (11.5)	50.5 (10.3)	49.5 (9.7)	50.0 (10.0)	13.64*** (.009)	3.25 (.002)	0.01 (< .001)
Treatment Rejection (RXR)	49.9 (10.3)	48.4 (9.9)	49.05 (10.1)	51.3 (10.0)	48.7 (9.9)	50.0 (10.0)	2.40 (.002)	14.69*** (.010)	0.98 (.001)
Dominance (DOM)	55.7 (11.3)	55.7 (10.7)	55.69 (11.0)	51.5 (9.6)	48.5 (10.2)	50.0 (9.9)	104.39*** (.065)	7.35** (.005)	7.43* (.005)
Warmth (WRM)	49.2 (10.8)	51.8 (9.9)	50.72 (10.4)	49.8 (9.9)	50.2 (10.1)	50.0 (10.0)	0.78 (.001)	7.22* (.005)	4.23* (.003)

Note: **p* < .05. ***p* < .005. ****p* < .001.

Table 5. Means and (Standard Deviations) of the T-Scores in the Subscales of Spanish and Chilean samples, ANOVA F statistical and the Magnitude of the Effect Size (partial eta-square) for Country main effects, Gender main effects and Gender/country interaction

Subscales	<i>M (SD) of the T Scores of the Chilean standardization sample</i>			<i>M (SD) of the T Score of the Spanish standardization sample</i>			<i>F and (partial eta-square) Country main effects</i>	<i>F and (partial eta-square) Gender main effects</i>	<i>F and (partial eta-square) gender/country interaction</i>
	Men	Women	Total	Men	Women	Total			
Conversion (SOM-C)	50.3 (10.3)	53.4 (12.24)	52.1 (11.2)	49.4 (9.6)	50.6 (10.4)	50.0 (10.0)	10.56** (.007)	14.97*** (.010)	2.97 (.002)
Somatization (SOM-S)	49.0 (9.5)	51.0 (10.0)	50.0 (9.7)	48.2 (9.1)	51.7 (10.6)	50.0 (9.9)	0.78 (.001)	36.67*** (.024)	0.23 (< .001)
Health Concerns (SOM-H)	50.9 (8.8)	53.3 (9.9)	52.2 (10.89)	49.1 (9.3)	50.9 (10.6)	50.0 (10.0)	15.51*** (.010)	15.31*** (.010)	0.31 (< .001)
Cognition (ANX-C)	51.2 (9.8)	52.0 (10.2)	51.6 (10.0)	48.4 (9.7)	51.6 (10.0)	50.0 (9.9)	9.07** (.006)	14.69*** (.010)	5.72* (.004)
Affective (ANX-A)	49.9 (9.4)	51.3 (8.5)	50.1 (8.9)	47.4 (9.0)	52.6 (10.3)	50.0 (9.7)	1.49 (.001)	45.43*** (.029)	15.48*** (.010)
Physiological (ANX-P)	50.6 (9.8)	51.5 (10.3)	51.1 (10.1)	47.9 (9.1)	52.1 (10.4)	50.0 (9.8)	4.08* (.003)	22.98*** (.015)	9.04** (.006)
Obsessive-Compulsive (ARD-O)	51.8 (9.2)	51.8 (10.3)	51.8 (9.7)	48.6 (9.7)	51.4 (10.1)	50.0 (9.9)	11.91** (.008)	6.19* (.004)	6.65* (.004)
Phobias (ARD-P)	50.6 (9.9)	52.6 (9.5)	51.6 (9.6)	47.5 (8.9)	52.5 (10.4)	50.0 (9.7)	10.15** (.007)	48.35*** (.031)	8.70** (.006)
Posttraumatic Stress (ARD-T)	51.2 (10.0)	53.1 (11.3)	52.3 (10.6)	48.3 (9.3)	51.7 (10.3)	50.0 (9.8)	15.86*** (.010)	23.66*** (.015)	1.67 (.001)
Cognitive (DEP-C)	47.4 (10.8)	48.6 (11.5)	48.1 (11.2)	48.8 (9.6)	51.2 (10.2)	50.0 (9.9)	12.24*** (.008)	9.76** (.006)	0.89 (.001)
Affective (DEP-A)	51.5 (10.4)	51.8 (11.1)	51.7 (10.7)	48.8 (9.2)	51.2 (10.6)	50.0 (9.9)	9.02** (.006)	5.96* (.004)	3.38 (.002)
Physiological (DEP-P)	51.3 (9.0)	52.7 (9.9)	52.1 (9.6)	47.9 (8.8)	52.1 (10.7)	50.0 (9.8)	15.29*** (.010)	29.36*** (.019)	6.86** (.005)
Activity Level (MAN-A)	55.3 (11.0)	55.1 (10.6)	55.2 (10.8)	49.8 (10.1)	50.2 (9.9)	50.0 (10.0)	87.80*** (.055)	0.04 (.852)	0.31 (< .001)
Grandiosity (MAN-G)	60.7 (10.9)	59.7 (10.9)	60.1 (10.9)	52.6 (9.9)	47.4 (9.5)	50.0 (9.7)	347.31*** (.187)	31.26*** (.020)	12.97*** (.009)
Irritability (MAN-I)	53.2 (10.7)	53.1 (11.3)	53.1 (11.0)	49.6 (10.2)	50.4 (9.8)	50.0 (10.0)	31.75*** (.021)	0.55 (< .001)	0.61 (< .001)
Hypervigilance (PAR-H)	55.3 (10.4)	54.5 (10.3)	54.8 (10.3)	50.1 (10.3)	49.9 (9.7)	50.0 (10.0)	81.36*** (.051)	0.95 (.001)	0.42 (< .001)
Persecution (PAR-P)	56.9 (13.2)	55.7 (13.2)	56.1 (13.2)	50.2 (10.5)	49.8 (9.5)	50.0 (10.0)	106.63*** (.066)	1.72 (.001)	0.31 (< .001)
Resentment (PAR-R)	50.1 (9.5)	49.3 (9.3)	49.7 (9.4)	49.5 (10.1)	50.5 (9.9)	50.0 (10.0)	0.26 (< .001)	0.04 (< .001)	2.54 (.002)
Psychotic Experiences (SCZ-P)	53.4 (10.1)	53.9 (11.8)	53.7 (10.9)	49.5 (10.0)	50.5 (10.0)	50.0 (10.0)	42.30*** (.027)	1.86 (.001)	0.13 (< .001)
Social Detachment (SCZ-D)	53.4 (11.2)	51.6 (10.7)	52.3 (10.9)	51.0 (10.1)	49.0 (9.8)	50.0 (10.0)	20.02*** (.013)	12.97*** (.009)	0.06 (< .001)
Thought Disorder (SCZ-T)	51.9 (10.7)	52.8 (11.2)	52.4 (10.9)	49.1 (10.2)	50.8 (9.7)	50.0 (10.0)	18.03*** (.012)	5.40* (.004)	0.45 (< .001)
Affective Instability (BOR-A)	50.0 (10.1)	50.9 (10.4)	50.5 (10.3)	49.0 (10.0)	51.0 (9.9)	50.0 (10.0)	0.90 (.001)	7.36* (.005)	1.10 (.001)
Identity Problems (BOR-I)	50.7 (10.0)	52.6 (11.1)	51.8 (10.6)	48.9 (10.0)	51.1 (9.9)	50.0 (10.0)	9.12** (.006)	13.73*** (.009)	0.09 (< .001)
Negative Relationships (BOR-N)	52.5 (10.7)	52.6 (11.3)	52.5 (11.0)	49.9 (10.4)	50.1 (9.6)	50.0 (10.0)	20.88*** (.014)	0.02 (< .001)	0.01 (< .001)
Self-Harm (BOR-S)	55.1 (11.4)	56.2 (12.1)	55.7 (11.7)	50.6 (10.5)	49.4 (9.5)	50.0 (10.0)	95.95*** (.060)	0.01 (< .001)	3.74 (.002)
Antisocial Behaviors (ANT-A)	54.7 (11.3)	52.5 (10.8)	53.4 (11.1)	53.0 (10.5)	47.0 (8.4)	50.0 (9.5)	42.79*** (.028)	57.05*** (.037)	13.31*** (.009)
Egocentricity (ANT-E)	57.6 (11.7)	57.0 (13.1)	57.3 (13.06)	51.5 (11.1)	48.5 (8.5)	50.0 (9.8)	153.18*** (.092)	9.81** (.006)	4.48* (.003)
Stimulus-Seeking (ANT-S)	53.6 (10.9)	52.0 (11.2)	52.8 (11.1)	52.3 (10.7)	47.7 (8.7)	50.0 (9.7)	24.86*** (.016)	30.71*** (.020)	7.70* (.005)
Aggressive Attitude (AGG-A)	53.2 (10.8)	52.1 (10.4)	52.6 (10.6)	49.6 (9.8)	50.4 (10.2)	50.0 (10.0)	22.83*** (.015)	0.10 (< .001)	2.99 (.002)
Verbal aggression (AGG-V)	50.6 (9.0)	50.6 (10.0)	50.6 (9.5)	50.2 (10.0)	49.8 (10.0)	50.0 (10.0)	1.31 (.001)	0.19 (< .001)	0.13 (< .001)
Physical aggression (AGG-P)	54.2 (12.6)	52.5 (12.0)	53.2 (12.3)	51.3 (11.2)	48.7 (8.6)	50.0 (9.9)	32.31*** (.021)	13.20*** (.009)	0.63 (< .001)

Note: **p* < .05. ***p* < .005. ****p* < .001.

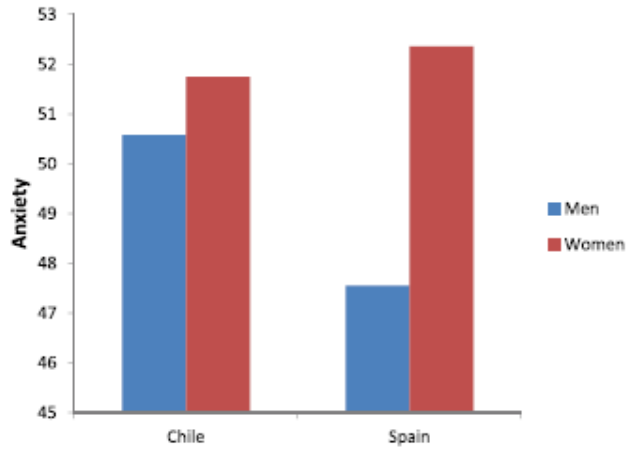


Figure 1. Two-factor analysis of variance (Sex and Country) of the Anxiety Scale.

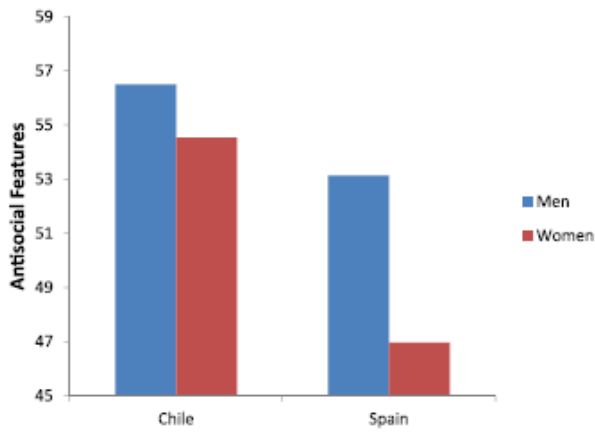


Figure 2. Two-factor analysis of variance (Sex and Country) of the Antisocial Features Scale.

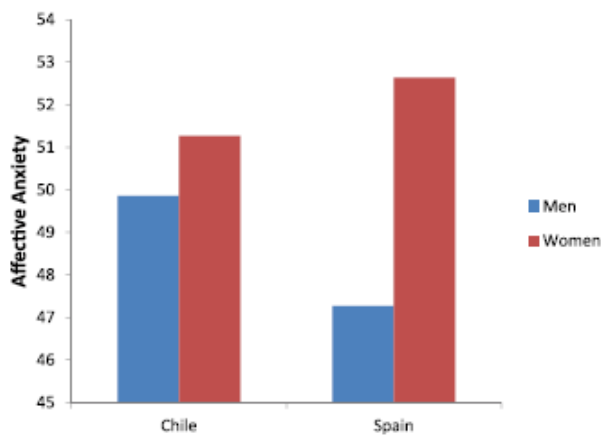


Figure 3. Two-factor analysis of variance (Sex and Country) of the Affective Anxiety subscale.

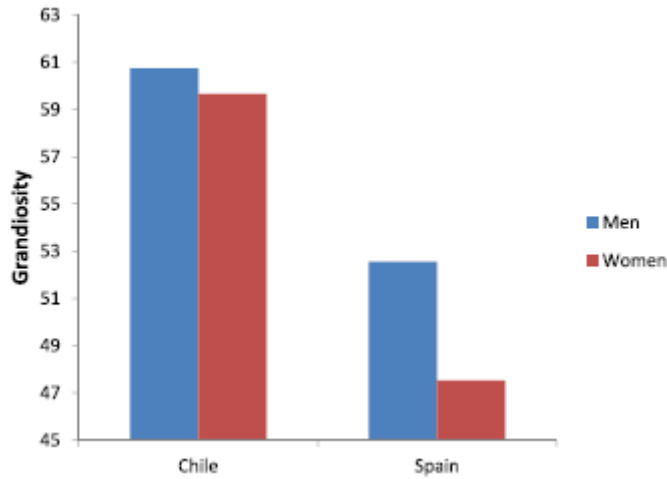


Figure 4. Two-factor analysis of variance (Sex and Country) of the Grandiosity subscale.

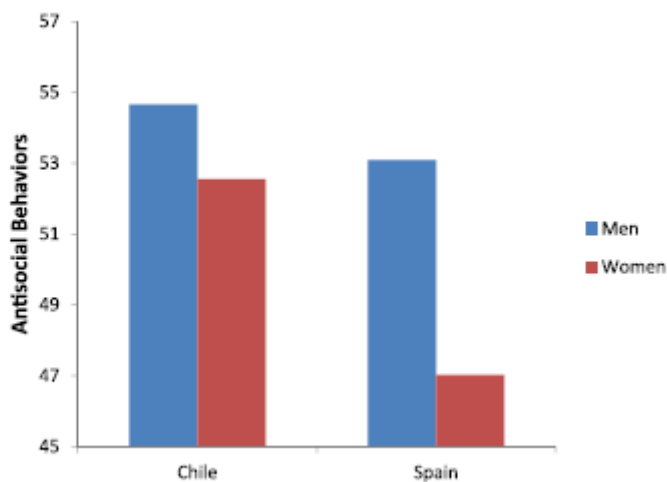


Figure 5. Two-factor analysis of variance (Sex and Country) of the Antisocial Behaviors subscale.

Discussion

The goal of this study was to analyze the differences between two Spanish-speaking countries (in this case Spain and Chile) in clinical and personality variables assessed by means of the PAI, taking into account the influence of sex in the two cultures.

Differences between the Spanish and Chilean Standardizations

With regard to the two standardization samples, the Chilean sample presented higher scores in most of the scales, specifically, in the Grandiosity subscale of the Mania Scale, with a large effect size of the differences.

Differences of a moderate magnitude were also observed in Antisocial Features, Alcohol Problems, Drug Problems, Suicidal Ideation, and Dominance, as well as in the subscales Activity level, Irritability, Hypervigilance, Persecution, Psychotic Experiences, Self-Harm, and Egocentricity, with the Chilean participants always scoring higher. We reiterate that these scores were collected from a normal sample (means of T-scores between 50 and 60, which indicate normal scores).

In view of these results, it is important for Chile to have its own standardization of the PAI, so that the comparison of the Chilean results will be congruent with their social and psychological reality, which is different from the Spanish one. This is an important conclusion; although both countries are Spanish-speaking, it would be very important for each country to have a different adaptation of the PAI.

Gender Differences

Starting with the main effects of the differences between men and women, results showed statistical differences in the general sample in both the Chilean and Spanish populations. Women presented more scores in Somatic Complaints, Anxiety, Phobias, Posttraumatic stress disorder, and Depression (especially in physiological symptoms). They also presented higher scores in identity problems, a feature related to borderline personality. Despite these scores not indicate clinical features, these results are in line with previous studies that analyzed clinical syndromes and personality traits using other questionnaires in Spanishspeaking populations (Ortiz-Tallo et al., 2011); they are also congruent with the prevalence rates presented in the Diagnostic and Statistical Manual of Mental Disorders, 5th edition (DSM-5; American Psychiatric Association, 2003).

Men presented more score in Antisocial features (antisocial behaviors and stimulus-seeking) and consistently, more Physical aggression and Alcohol problems than women. They also scored higher in Grandiosity and Social Detachment. Men tended to reject treatment significantly more than women, and they seemed to be less interested in making psychological changes. These scores were considered nonclinical features, although they were differences that show a tendency in men compared to women. This result is congruent with international studies since the first research was performed using this inventory (Morey, 1991). Previous studies with clinical populations have shown in Spanish-speaking people that men are diagnosed more frequently with antisocial features and antisocial personality disorder (Loinaz, Ortiz-Tallo, & Ferragut, 2012; Loinaz et al., 2011) and they are more readily associated with the probability of alcohol abuse (Loinaz, Echeburúa, & Torrubia, 2010; Ortiz-Tallo et al., 2006).

Differences as a Function of Sex and Country

Concerning the second goal of this study, the differences as a function of the interaction of sex and country (Spain and Chile), we emphasize that all the significant sex differences observed in the ANOVA of the Sex x Country interaction were found in the Spanish sample. However, when comparing the

Spanish sample with the Chilean sample, Chilean men and women seemed to have more similar scores; that is, there were no statistically significant sex differences in the Chileans. In this sense, as expected, Spanish women scored significantly higher than men on the Anxiety Scale and the Affective Anxiety subscale, corroborating the results of other works (Costa et al., 2001; Ortiz-Tallo et al., 2011; Sánchez-López, López-García, Dresch, & Corbalán, 2008; Schmitt et al., 2008).

Spanish men, however, presented more Antisocial Feature scores on the general scale; that is, they displayed higher levels of antisocial tendencies than women. These personality traits, as well as antisocial personality disorder, have been extensively investigated and related to males (American Psychiatric Association, 1994), and there are notable differences when compared with females (Cale & Lilienfeld, 2002; Ortiz-Tallo et al., 2011).

Spanish men also obtained noteworthy scores on the Grandiosity Scale, where high scores reflected egocentricity, excessive self-confidence, and narcissism. This may be related to previous studies that have always found lower scores for men in variables concerning relations with others, such as warmth, cordiality (Costa et al., 2001; Schmitt et al., 2008), and empathy (Mestre et al., 2004).

Thus, in the Spanish sample, the sex differences found by most prior research were replicated both in personality traits (Adel et al., 2006; Booth & Irwin, 2011; Cale & Lilienfeld, 2002; Carrillo, Rojo, & Staats, 2003; Costa et al., 2001; Johnson et al., 2003; Lippa, 2010; Schmitt et al., 2008) and in clinical disorders (American Psychiatric Association, 1994; Ortiz-Tallo, Cardenal et al., 2011). In this investigation, we used a demanding level of significance ($p < .001$), because we applied this technique simultaneously to various scales, which could affect the level of error. It is noted that, at the habitual confidence level of 95%, differences are found in more scales than those targeted in this investigation.

With regard to the differences between countries as a function of sex, except for the variable antisocial behaviors, we observed differences between the men of both countries in all remaining variables; significant Country x Sex interactions were found. Chilean men always presented higher scores in all the variables (Anxiety, Antisocial Features, Grandiosity, and Affective Anxiety) in comparison with Spanish men. Among the women, Chilean women also presented higher scores than Spanish women in Antisocial Features, Grandiosity, and Antisocial Behaviors, whereas Spanish women presented more Affective Anxiety than Chilean women, although there were no differences on the general Anxiety Scale.

In the cross-cultural studies on sex differences analyzed by Lippa (2010), the differences correlated with social variables such as economic development or women's inclusion in the labor market. Our results, in which a lower inter-sex difference was found in Chile, encourage the analysis in future studies of other variables that could be related to sex differences in different countries.

Nevertheless, other investigations in Chile on clinical variables, such as post-traumatic stress, borderline personality, and somatization found sex differences, with the women obtaining higher scores than men (Florenzano et al., 2002; Zlotnick et al., 2006).

This study had several limitations that should be taken into account. First, the results did not reveal the possible causes of the differences in personality and clinical variables between the two countries. The samples were from the normal normative population, and the t-scores were not clinically significant. In this sense, the results did not reveal differences in these variables in a clinical population. Future studies might consider adding other variables of interest, such as social variables. This would allow the consideration of possible causes of differences between countries. A study with clinical samples would also complete these findings and strengthen the validity of this investigation. It would be interesting to measure these variables with different tests, thereby providing external validity. More research is needed to continue to extend the investigation with cross-cultural studies in order to assess sex differences, differential profiles, and psychological well-being in diverse Spanish-speaking countries.

In this study, an exigent level of significance ($p < .001$) was used to combat any possible experimental error. This was used because of the application of the ANOVA technique simultaneously to various scales. Although statistical differences were discussed, these differences were not of great magnitude. Future research could provide more profound results and information.

Although this study identifies normative differences across cultures and sex, such average-level differences do not provide information about other important aspects of differential test functioning across samples. The item response theory could be useful for such analyses in future research.

References

- Adel A., Grimm G., Mogge N., & Sharp T. (2006). Prevalence of personality disorders at a rural state psychiatric hospital. *Journal of Rural Community Psychology, 1*, 1–5.
- American Psychiatric Association (1994). *Diagnostic and statistical manual of mental disorders (4th Ed.)*. Washington, DC: Author.
- American Psychiatric Association (2003). *Diagnostic and statistical manual of mental disorders (5th Ed.)*. Washington, DC: Author.
- Angst J., & Dobler-Mikola A. (1985). The Zurich Study: V. Anxiety and phobia in young adults. *European Archives of Psychiatry and Neurological Sciences, 235*, 171–178. <http://dx.doi.org/10.1007/BF00380989>
- Belter R. W., & Piotrowski C. (2001). Current status of doctoral-level training in psychological testing. *Journal of Clinical Psychology, 57*, 717–726. <http://dx.doi.org/10.1002/jclp.1044>
- Booth T., & Irwin P. (2011). Sex differences in the 16PF5, test of measurement invariance and mean differences in the US standardization sample. *Personality and Individual Differences, 50*, 553–558. <http://dx.doi.org/10.1016/j.paid.2010.11.026>
- Breslau N., Davis G. C., Andreski P., Peterson E. L., & Schultz L. R. (1997). Sex differences in posttraumatic stress disorder. *Archives of General Psychiatry, 54*, 1044–1048. <http://dx.doi.org/10.1001/archpsyc.1997.01830230082012>
- Bruce S. E., Yonkers K. A., Otto M. W., Eisen J. L., Weisberg R. B., Pagano M., ... Keller M. B. (2005). Influence of psychiatric comorbidity on recovery and recurrence in generalized anxiety disorder, social phobia, and panic disorder: A 12-year prospective study. *American Journal of Psychiatry, 162*, 1179–1187. <http://dx.doi.org/10.1176/appi.ajp.162.6.1179>
- Cale E., & Lillienfield S. O. (2002). Sex differences in psychopathy and antisocial personality disorder. *Clinical Psychology Review, 22*, 1179–1207. [http://dx.doi.org/10.1016/S0272-7358\(01\)00125-8](http://dx.doi.org/10.1016/S0272-7358(01)00125-8)
- Cancino C., Ortiz-Tallo M., Santamaría P., & Cardenal V. (in press). *Adaptación chilena del PAI (Personality Assessment Inventory) de L. Morey. Vol. I y II [Chilean adaptation of the PAI (Personality Assessment Inventory) of L. Morey. Vol I and II]*. Madrid, Spain: TEA Ediciones.
- Carrillo J. M., Rojo N., & Staats A. W. (2003). Women and vulnerability to depression: Some personality and clinical factors. *The Spanish Journal of Psychology, 7*, 29–39. <http://dx.doi.org/10.1017/S1138741600004728>
- Cerezo M. V., Ortiz-Tallo M., & Cardenal V. (2009). Expresión de emociones y bienestar en un grupo de mujeres con cáncer de mama: Una intervención

psicológica [Expression of emotions and well-being in a group of women with breast cancer: A psychological intervention]. *Revista Latinoamericana de Psicología*, 41, 131–140.

- Costa P. T., Terracciano A., & McCrae R. R. (2001). Gender differences in personality across culture: Robust and surprising findings. *Journal of Personality and Social Psychology*, 81, 322–331. <http://dx.doi.org/10.1037//0022-3514.81.2.322>
- Cyranoski J. M., Frank E., Young E., & Shear K. (2000). Adolescent onset of the gender differences in lifetime rates of major depression. *Archives of General Psychiatry*, 57, 21–27. <http://dx.doi.org/10.1001/archpsyc.57.1.21>
- Dufey M., Fernández A. M., & Morgues C. (2011). Assessment of the behavioral –inhibition system and the behavioral approach system: Adaptation and validation of the Sensitivity to Punishment and Sensitivity to Reward Questionnaire (SPSRQ) in a Chilean sample. *The Spanish Journal of Psychology*, 14, 432–440. http://dx.doi.org/10.5209/rev_SJOP.2011.v14.n1.39
- Florenzano R., Weil K., Acuña J., Fullerto C., Cruz C., Muñoz C., & Leighton C. (2002). Personalidad limítrofe, somatización, trauma y violencia infantil: un nuevo estudio con muestra mayor [Borderline personality, somatization disorder, trauma and child violence: A new study with a larger sample]. *Psiquiatría y Salud Mental*, 19, 149–155.
- Furnham A., & Trickey G. (2011). Sex differences in the dark side traits. *Personality and Individual Differences*, 50, 517–522. <http://dx.doi.org/10.1016/j.paid.2010.11.021>
- Groves J., & Engel R. (2007). The German adaptation and standardization of the Personality Assessment Inventory (PAI). *Journal of Personality Assessment*, 88, 49–56. <http://dx.doi.org/10.1080/00223890709336834>
- Johnson D., Shea M., Yen S., Battle C., Zlotnick C., Sanislow C., ... Zanarini M. C. (2003). Gender differences in borderline personality disorder. *Comprehensive Psychiatry*, 44, 284–292. [http://dx.doi.org/10.1016/S0010-440X\(03\)00090-7](http://dx.doi.org/10.1016/S0010-440X(03)00090-7)
- Kessler R. C., McGonagle K. A., Zhao S., Nelson C. B., Hughes M., Eshleman S. ... Kendler K. S. (1994). Lifetime and 12-month prevalence of DSM-III-R psychiatric disorders in the United States. *Archives of General Psychiatry*, 51, 8–19. <http://dx.doi.org/10.1001/archpsyc.1994.03950010008002>
- Kurtz J. E., & Blais M. A. (2007). Introduction to the special issue on the Personality Assessment Inventory. *Journal of Personality Assessment*, 88, 1–4. <http://dx.doi.org/10.1080/00223890709336828>

- Lally S. J. (2003). What tests are acceptable for use in forensic evaluations? A survey of experts. *Professional Psychology: Research and Practice*, *34*, 491–498. <http://dx.doi.org/10.1037/0735-7028.34.5.491>
- Lippa R. (2010). Sex differences in personality traits and gender-related occupational preferences across 53 nations: Testing evolutionary and social-environmental theories. *Archives of Sexual Behavior*, *39*, 619–636. <http://dx.doi.org/10.1007/s10508-008-9380-7>
- Loinaz I., Echeburúa E., & Torrubia R. (2010). Tipología de agresores contra la pareja en prisión [Typology of incarcerated partner assailants]. *Psicothema*, *22*, 106–111.
- Loinaz I., Ortiz-Tallo M., & Ferragut M. (2012). MCMI-III Grossman personality facets among partner-violent men in prison. *International Journal of Clinical and Health Psychology*, *12*, 389–404.
- Loinaz I., Ortiz-Tallo M., Sánchez L. M., & Ferragut M. (2011). Clasificación multiaxial de agresores de pareja en centros penitenciarios [Multiaxial classification of incarcerated partner assailants]. *International Journal of Clinical and Health Psychology*, *11*, 249–268.
- Lyrakos D. G. (2011). The development of the Greek Personality Assessment Inventory. *Psychology*, *2*, 797–803. <http://dx.doi.org/10.4236/psych.2011.28122>
- McLean C. P., Asnaani A., Litz B. T., & Hofmann S. G. (2011). Gender differences in anxiety disorders: Prevalence, course of illness, comorbidity and burden of illness. *Journal of Psychiatric Research*, *45*, 1027–1035. <http://dx.doi.org/10.1016/j.jpsychires.2011.03.006>
- Mestre V., Frias D., & Samper P. (2004). La medida de la empatía: Análisis del Interpersonal Reactivity Index [The measure of empathy: Analysis of the Interpersonal Reactivity Index]. *Psicothema*, *16*, 255–260.
- Millon T., & Davis R. (1996) *Disorders of personality: DSM IV and beyond (2nd Ed.)* New York, NY: John Wiley and Sons.
- Millon T., Davis R., & Millon C. (1997). *Millon Clinical Multiaxial Inventory (MCMI-III)*. Minneapolis, MN: Pearson.
- Morey L. C. (1991). *Personality Assessment Inventory. Professional manual*. Odessa, FL: Psychological Assessment Resources.
- Morey L. C. (2007). *Personality Assessment Inventory. Professional manual (2nd Ed.)*. Odessa, FL: Psychological Assessment Resources.
- Ortiz-Tallo M., Cardenal V., Ferragut M., & Cerezo M. V. (2011). Personalidad y síndromes clínicos: Un estudio con el MCMI-III basado en una muestra española [Personality and clinical syndromes: A study with the MCMI-III]

based on a Spanish sample]. *Revista de Psicopatología y Psicología Clínica*, 16, 49–59.

Ortiz-Tallo M., Fierro A., Blanca M. J., Cardenal V., & Sánchez L. M. (2006). Factores de personalidad y delitos violentos [Personality factors and violent crimes]. *Psicothema*, 18, 459–464.

Ortiz-Tallo M., Santamaría P., Cardenal V., & Sánchez M. P. (2011). *Adaptación al español del PAI (Personality Assessment Inventory), de L. Morey. Vol I: Manual de aplicación y corrección y Vol. II: Manual técnico [Adaptation to Spanish of PAI (Personality Assessment Inventory), of L. Morey. Vol I: Application and correction manual and Vol. II: Technical manual]*. Madrid, Spain: TEA Ediciones.

Regier D. A., Narrow W. E., & Rae D. S. (1990). The epidemiology of anxiety disorders: The epidemiologic catchment area (ECA) experience. *Journal of Psychiatric Research*, 24, 3–14. [http://dx.doi.org/10.1016/0022-3956\(90\)90031-K](http://dx.doi.org/10.1016/0022-3956(90)90031-K)

Sánchez-López M. P., López-García J. J., Dresch V., & Corbalán J. (2008). Sociodemographic, psychological and health-related factors associated with poor mental health in Spanish women and men in midlife. *Women & Health* 48, 445–465. <http://dx.doi.org/10.1080/03630240802575096>

Schmitt D. P., Realo A., Voracek M., & Allik J. (2008). Why can't a man be more like a woman? Sex differences in Big Five personality traits across 55 cultures. *Journal of Personality and Social Psychology*, 94, 168–182. <http://dx.doi.org/10.1037/0022-3514.94.1.168>

Sweeting H., & West P. (2003). Young people's leisure and risk-taking behaviors: Changes in gender patterning in the West of Scotland during the 1990s. *Journal of Youth Studies*, 6, 391–412.

Zlotnick C., Johnson J., Kohn R., Vicente B., Rioseco P., & Saldivia S. (2006). Epidemiology of trauma, posttraumatic stress disorder (PTSD), and comorbid disorders in Chile. *Psychological Medicine*, 36, 1523–1533.